


# MBA

# 2024.1

## Shim & Sheet Stock

Brass, Stainless, Plastic, Tin, Bronze, Carbon Fibre & More



To find and order parts online, simply enter the part number from this catalogue into the search box on any web page.

# Part Number Designations

SHM	-	0038	-	0152	-	0610	-	AL
1		2		3		4		5

## 1 Type:

SHM: Shim Stock (Precise thickness)  
SHT: Sheet Stock

## 4 Length Code:

Approximate sheet length in mm rounded using 4 digits  
ie; 0610 = Approx 610mm

## 2 Thickness Code:

SHIM  
Thickness in mm x 1000 using 4 digits  
ie; 0038 = 0.038 mm

SHEET  
Thickness in mm x 100 using 4 digits  
ie; 0038 = 0.38 mm

## 3 Width Code:

Approximate sheet width in mm rounded using 4 digits  
ie; 0127 = Approximately 127mm wide

## 5 Material:

302: 302 Stainless Steel  
430: 430 Stainless Steel  
ABS-B: ABS (Styrene) Black  
ABS-C: ABS (Styrene) Clear  
ABS-W: ABS (Styrene) White  
AC-C: Acrylic Clear  
AC-BK: Acrylic Black  
AC-BL: Acrylic Blue  
AC-G: Acrylic Green  
AC-R: Acrylic Red  
AL: Aluminium T1100  
ALT6: Aluminium T6061  
ALT7: Aluminium T74075  
BR: Brass  
BRH: Brass (Hard)  
CF: Carbon Fibre  
CP: Copper  
CR: Cold Rolled Steel  
P: Plastic  
PB: Phosphor Bronze  
SB: Sintered Bronze  
T: Tin

# Shim Sheet

Width mm (in.)	Length mm (in.)	Material	Part Number	Pack Size
<b>Thickness mm (in.): 0.005 (0.0002")</b>				
10.0 (0.39")	1000.0 (39.37")	Stainless Steel	<b>SHM-0005-0010-1000-304</b>	Roll Grade: 304 Stainless
10.0 (0.39")	2000.0 (78.74")	Stainless Steel	<b>SHM-0005-0010-2000-304</b>	Roll Grade: 304 Stainless
10.0 (0.39")	3000.0 (118.11")	Stainless Steel	<b>SHM-0005-0010-3000-304</b>	Roll Grade: 304 Stainless
10.0 (0.39")	4000.0 (157.48")	Stainless Steel	<b>SHM-0005-0010-4000-304</b>	Roll Grade: 304 Stainless
10.0 (0.39")	5000.0 (196.85")	Stainless Steel	<b>SHM-0005-0010-5000-304</b>	Roll Grade: 304 Stainless
12.7 (0.50")	1000.0 (39.37")	Steel	<b>SHM-0005-0013-1000-HS</b>	Roll Grade: SK Hardened Steel
12.7 (0.50")	5000.0 (196.85")	Steel	<b>SHM-0005-0013-5000-HS</b>	Roll Grade: SK Hardened Steel
20.0 (0.79")	1000.0 (39.37")	Stainless Steel	<b>SHM-0005-0020-1000-304</b>	Roll Grade: 304 Stainless
20.0 (0.79")	2000.0 (78.74")	Stainless Steel	<b>SHM-0005-0020-2000-304</b>	Roll Grade: 304 Stainless
20.0 (0.79")	3000.0 (118.11")	Stainless Steel	<b>SHM-0005-0020-3000-304</b>	Roll Grade: 304 Stainless
20.0 (0.79")	4000.0 (157.48")	Stainless Steel	<b>SHM-0005-0020-4000-304</b>	Roll Grade: 304 Stainless
20.0 (0.79")	5000.0 (196.85")	Stainless Steel	<b>SHM-0005-0020-5000-304</b>	Roll Grade: 304 Stainless
30.0 (1.18")	1000.0 (39.37")	Stainless Steel	<b>SHM-0005-0030-1000-304</b>	Roll Grade: 304 Stainless
30.0 (1.18")	2000.0 (78.74")	Stainless Steel	<b>SHM-0005-0030-2000-304</b>	Roll Grade: 304 Stainless
30.0 (1.18")	3000.0 (118.11")	Stainless Steel	<b>SHM-0005-0030-3000-304</b>	Roll Grade: 304 Stainless
30.0 (1.18")	4000.0 (157.48")	Stainless Steel	<b>SHM-0005-0030-4000-304</b>	Roll Grade: 304 Stainless
30.0 (1.18")	5000.0 (196.85")	Stainless Steel	<b>SHM-0005-0030-5000-304</b>	Roll Grade: 304 Stainless
45.0 (1.77")	1000.0 (39.37")	Steel	<b>SHM-0005-0045-1000-HS</b>	Roll Grade: SK Hardened Steel
50.0 (1.97")	1000.0 (39.37")	Stainless Steel	<b>SHM-0005-0050-1000-304</b>	Roll Grade: 304 Stainless
50.0 (1.97")	2000.0 (78.74")	Stainless Steel	<b>SHM-0005-0050-2000-304</b>	Roll Grade: 304 Stainless
50.0 (1.97")	3000.0 (118.11")	Stainless Steel	<b>SHM-0005-0050-3000-304</b>	Roll Grade: 304 Stainless
50.0 (1.97")	4000.0 (157.48")	Stainless Steel	<b>SHM-0005-0050-4000-304</b>	Roll Grade: 304 Stainless
50.0 (1.97")	5000.0 (196.85")	Stainless Steel	<b>SHM-0005-0050-5000-304</b>	Roll Grade: 304 Stainless
100.0 (3.94")	1000.0 (39.37")	Stainless Steel	<b>SHM-0005-0100-1000-304</b>	Roll Grade: 304 Stainless
100.0 (3.94")	1500.0 (59.06")	Stainless Steel	<b>SHM-0005-0100-1500-304H</b>	Roll Grade: SUS304H Stainless
100.0 (3.94")	2000.0 (78.74")	Stainless Steel	<b>SHM-0005-0100-2000-304</b>	Roll Grade: 304 Stainless
100.0 (3.94")	3000.0 (118.11")	Stainless Steel	<b>SHM-0005-0100-3000-304</b>	Roll Grade: 304 Stainless
100.0 (3.94")	4000.0 (157.48")	Stainless Steel	<b>SHM-0005-0100-4000-304</b>	Roll Grade: 304 Stainless
100.0 (3.94")	5000.0 (196.85")	Stainless Steel	<b>SHM-0005-0100-5000-304</b>	Roll Grade: 304 Stainless

Usually stocked or Short Delivery  
 \*\* Available while stocks last \*\*

Long Delivery or Large Minimum Quantities  
 Not in current production

# Shim Sheet

Width mm (in.)	Length mm (in.)	Material	Part Number	Pack Size
<b>Thickness mm (in.): 0.010 (0.0004")</b>				
10.0 (0.39")	1000.0 (39.37")	Brass	<b>SHM-0010-0010-1000-BR</b>	Roll
10.0 (0.39")	1000.0 (39.37")	Stainless Steel	<b>SHM-0010-0010-1000-304</b>	Roll Grade: 304 Stainless
10.0 (0.39")	2000.0 (78.74")	Brass	<b>SHM-0010-0010-2000-BR</b>	Roll
10.0 (0.39")	2000.0 (78.74")	Stainless Steel	<b>SHM-0010-0010-2000-304</b>	Roll Grade: 304 Stainless
10.0 (0.39")	3000.0 (118.11")	Brass	<b>SHM-0010-0010-3000-BR</b>	Roll
10.0 (0.39")	3000.0 (118.11")	Stainless Steel	<b>SHM-0010-0010-3000-304</b>	Roll Grade: 304 Stainless
10.0 (0.39")	4000.0 (157.48")	Brass	<b>SHM-0010-0010-4000-BR</b>	Roll
10.0 (0.39")	4000.0 (157.48")	Stainless Steel	<b>SHM-0010-0010-4000-304</b>	Roll Grade: 304 Stainless
10.0 (0.39")	5000.0 (196.85")	Brass	<b>SHM-0010-0010-5000-BR</b>	Roll
10.0 (0.39")	5000.0 (196.85")	Stainless Steel	<b>SHM-0010-0010-5000-304</b>	Roll Grade: 304 Stainless
12.7 (0.50")	1000.0 (39.37")	Stainless Steel	<b>SHM-0010-0013-1000-304H</b>	Roll Grade: SUS304H Stainless
12.7 (0.50")	1000.0 (39.37")	Steel	<b>SHM-0010-0013-1000-HS</b>	Roll Grade: SK Hardened Steel
12.7 (0.50")	5000.0 (196.85")	Stainless Steel	<b>SHM-0010-0013-5000-304H</b>	Roll Grade: SUS304H Stainless
12.7 (0.50")	5000.0 (196.85")	Steel	<b>SHM-0010-0013-5000-HS</b>	Roll Grade: SK Hardened Steel
20.0 (0.79")	1000.0 (39.37")	Brass	<b>SHM-0010-0020-1000-BR</b>	Roll
20.0 (0.79")	1000.0 (39.37")	Stainless Steel	<b>SHM-0010-0020-1000-304</b>	Roll Grade: 304 Stainless
20.0 (0.79")	2000.0 (78.74")	Brass	<b>SHM-0010-0020-2000-BR</b>	Roll
20.0 (0.79")	2000.0 (78.74")	Stainless Steel	<b>SHM-0010-0020-2000-304</b>	Roll Grade: 304 Stainless
20.0 (0.79")	3000.0 (118.11")	Brass	<b>SHM-0010-0020-3000-BR</b>	Roll
20.0 (0.79")	3000.0 (118.11")	Stainless Steel	<b>SHM-0010-0020-3000-304</b>	Roll Grade: 304 Stainless
20.0 (0.79")	4000.0 (157.48")	Brass	<b>SHM-0010-0020-4000-BR</b>	Roll
20.0 (0.79")	4000.0 (157.48")	Stainless Steel	<b>SHM-0010-0020-4000-304</b>	Roll Grade: 304 Stainless
20.0 (0.79")	5000.0 (196.85")	Brass	<b>SHM-0010-0020-5000-BR</b>	Roll
20.0 (0.79")	5000.0 (196.85")	Stainless Steel	<b>SHM-0010-0020-5000-304</b>	Roll Grade: 304 Stainless
30.0 (1.18")	1000.0 (39.37")	Brass	<b>SHM-0010-0030-1000-BR</b>	Roll
30.0 (1.18")	1000.0 (39.37")	Stainless Steel	<b>SHM-0010-0030-1000-304</b>	Roll Grade: 304 Stainless
30.0 (1.18")	2000.0 (78.74")	Brass	<b>SHM-0010-0030-2000-BR</b>	Roll
30.0 (1.18")	2000.0 (78.74")	Stainless Steel	<b>SHM-0010-0030-2000-304</b>	Roll Grade: 304 Stainless
30.0 (1.18")	3000.0 (118.11")	Brass	<b>SHM-0010-0030-3000-BR</b>	Roll
30.0 (1.18")	3000.0 (118.11")	Stainless Steel	<b>SHM-0010-0030-3000-304</b>	Roll Grade: 304 Stainless
30.0 (1.18")	4000.0 (157.48")	Brass	<b>SHM-0010-0030-4000-BR</b>	Roll
30.0 (1.18")	4000.0 (157.48")	Stainless Steel	<b>SHM-0010-0030-4000-304</b>	Roll Grade: 304 Stainless
30.0 (1.18")	5000.0 (196.85")	Brass	<b>SHM-0010-0030-5000-BR</b>	Roll
30.0 (1.18")	5000.0 (196.85")	Stainless Steel	<b>SHM-0010-0030-5000-304</b>	Roll Grade: 304 Stainless
45.0 (1.77")	1000.0 (39.37")	Brass	<b>SHM-0010-0045-1000-BR</b>	Roll Grade: C2801P or C2680P
45.0 (1.77")	1000.0 (39.37")	Stainless Steel	<b>SHM-0010-0045-1000-304H</b>	Roll Grade: SUS304H Stainless
50.0 (1.97")	1000.0 (39.37")	Brass	<b>SHM-0010-0050-1000-BR</b>	Roll



Usually stocked or Short Delivery

\*\* Available while stocks last \*\*



Long Delivery or Large Minimum Quantities



Not in current production

# Shim Sheet

Width mm (in.)	Length mm (in.)	Material	Part Number	Pack Size
<b>Thickness mm (in.): 0.010 (0.0004")</b>				
50.0 (1.97")	1000.0 (39.37")	Stainless Steel	<b>SHM-0010-0050-1000-304</b>	Roll Grade: 304 Stainless
50.0 (1.97")	2000.0 (78.74")	Brass	<b>SHM-0010-0050-2000-BR</b>	Roll
50.0 (1.97")	2000.0 (78.74")	Stainless Steel	<b>SHM-0010-0050-2000-304</b>	Roll Grade: 304 Stainless
50.0 (1.97")	3000.0 (118.11")	Brass	<b>SHM-0010-0050-3000-BR</b>	Roll
50.0 (1.97")	3000.0 (118.11")	Stainless Steel	<b>SHM-0010-0050-3000-304</b>	Roll Grade: 304 Stainless
50.0 (1.97")	4000.0 (157.48")	Brass	<b>SHM-0010-0050-4000-BR</b>	Roll
50.0 (1.97")	4000.0 (157.48")	Stainless Steel	<b>SHM-0010-0050-4000-304</b>	Roll Grade: 304 Stainless
50.0 (1.97")	5000.0 (196.85")	Brass	<b>SHM-0010-0050-5000-BR</b>	Roll
50.0 (1.97")	5000.0 (196.85")	Stainless Steel	<b>SHM-0010-0050-5000-304</b>	Roll Grade: 304 Stainless
100.0 (3.94")	1000.0 (39.37")	Brass	<b>SHM-0010-0100-1000-BR</b>	Roll
100.0 (3.94")	1000.0 (39.37")	Stainless Steel	<b>SHM-0010-0100-1000-304</b>	Roll Grade: 304 Stainless
100.0 (3.94")	1500.0 (59.06")	Stainless Steel	<b>SHM-0010-0100-1500-304H</b>	Roll Grade: SUS304H Stainless
100.0 (3.94")	2000.0 (78.74")	Brass	<b>SHM-0010-0100-2000-BR</b>	Roll
100.0 (3.94")	2000.0 (78.74")	Stainless Steel	<b>SHM-0010-0100-2000-304</b>	Roll Grade: 304 Stainless
100.0 (3.94")	3000.0 (118.11")	Brass	<b>SHM-0010-0100-3000-BR</b>	Roll
100.0 (3.94")	3000.0 (118.11")	Stainless Steel	<b>SHM-0010-0100-3000-304</b>	Roll Grade: 304 Stainless
100.0 (3.94")	4000.0 (157.48")	Brass	<b>SHM-0010-0100-4000-BR</b>	Roll
100.0 (3.94")	4000.0 (157.48")	Stainless Steel	<b>SHM-0010-0100-4000-304</b>	Roll Grade: 304 Stainless
100.0 (3.94")	5000.0 (196.85")	Brass	<b>SHM-0010-0100-5000-BR</b>	Roll
100.0 (3.94")	5000.0 (196.85")	Stainless Steel	<b>SHM-0010-0100-5000-304</b>	Roll Grade: 304 Stainless
150.0 (5.91")	2500.0 (98.43")	Brass	<b>SHM-0010-0150-2500-BR</b>	Roll
150.0 (5.91")	2500.0 (98.43")	Stainless Steel	<b>SHM-0010-0150-2500-304</b>	Roll Grade: 304 Stainless
<b>Thickness mm (in.): 0.013 (0.0005")</b>				
127 (5.00")	508 (20.00")	Plastic, Silver	<b>SHM-0013-0127-0508-P</b>	Pack of 5 Sheets
254 (10.00")	508 (20.00")	Plastic, Silver	<b>SHM-0013-0254-0508-P</b>	Single Sheet
304 (11.97")	609 (23.98")	Plastic, Silver	<b>SHM-0013-0305-0610-P</b>	Single Sheet
508 (20.00")	508 (20.00")	Plastic, Silver	<b>SHM-0013-0508-0508-P</b>	Single Sheet
508 (20.00")	1270 (50.00")	Plastic, Silver	<b>SHM-0013-0508-1270-P</b>	Single Sheet
<b>Thickness mm (in.): 0.015 (0.0006")</b>				
12.7 (0.50")	1000.0 (39.37")	Stainless Steel	<b>SHM-0015-0013-1000-304H</b>	Roll Grade: SUS304H Stainless
12.7 (0.50")	5000.0 (196.85")	Stainless Steel	<b>SHM-0015-0013-5000-304H</b>	Roll Grade: SUS304H Stainless
12.7 (0.50")	5000.0 (196.85")	Steel	<b>SHM-0015-0013-5000-HS</b>	Roll Grade: SK Hardened Steel
45.0 (1.77")	1000.0 (39.37")	Stainless Steel	<b>SHM-0015-0045-1000-304H</b>	Roll Grade: SUS304H Stainless
45.0 (1.77")	1000.0 (39.37")	Steel	<b>SHM-0015-0045-1000-HS</b>	Roll Grade: SK Hardened Steel
<b>Thickness mm (in.): 0.020 (0.0008")</b>				
10.0 (0.39")	1000.0 (39.37")	Brass	<b>SHM-0020-0010-1000-BR</b>	Roll
10.0 (0.39")	1000.0 (39.37")	Stainless Steel	<b>SHM-0020-0010-1000-304</b>	Roll Grade: 304 Stainless
10.0 (0.39")	2000.0 (78.74")	Brass	<b>SHM-0020-0010-2000-BR</b>	Roll

Usually stocked or Short Delivery  
 \*\* Available while stocks last \*\*

Long Delivery or Large Minimum Quantities  
 Not in current production

# Shim Sheet

Width mm (in.)	Length mm (in.)	Material	Part Number	Pack Size
<b>Thickness mm (in.): 0.020 (0.0008")</b>				
10.0 (0.39")	2000.0 (78.74")	Stainless Steel	<b>SHM-0020-0010-2000-304</b>	Roll Grade: 304 Stainless
10.0 (0.39")	3000.0 (118.11")	Brass	<b>SHM-0020-0010-3000-BR</b>	Roll
10.0 (0.39")	3000.0 (118.11")	Stainless Steel	<b>SHM-0020-0010-3000-304</b>	Roll Grade: 304 Stainless
10.0 (0.39")	4000.0 (157.48")	Brass	<b>SHM-0020-0010-4000-BR</b>	Roll
10.0 (0.39")	4000.0 (157.48")	Stainless Steel	<b>SHM-0020-0010-4000-304</b>	Roll Grade: 304 Stainless
10.0 (0.39")	5000.0 (196.85")	Brass	<b>SHM-0020-0010-5000-BR</b>	Roll
10.0 (0.39")	5000.0 (196.85")	Stainless Steel	<b>SHM-0020-0010-5000-304</b>	Roll Grade: 304 Stainless
12.7 (0.50")	1000.0 (39.37")	Stainless Steel	<b>SHM-0020-0013-1000-304H</b>	Roll Grade: SUS304H Stainless
12.7 (0.50")	1000.0 (39.37")	Steel	<b>SHM-0020-0013-1000-HS</b>	Roll Grade: SK Hardened Steel
12.7 (0.50")	5000.0 (196.85")	Stainless Steel	<b>SHM-0020-0013-5000-304H</b>	Roll Grade: SUS304H Stainless
12.7 (0.50")	5000.0 (196.85")	Steel	<b>SHM-0020-0013-5000-HS</b>	Roll Grade: SK Hardened Steel
20.0 (0.79")	1000.0 (39.37")	Brass	<b>SHM-0020-0020-1000-BR</b>	Roll
20.0 (0.79")	1000.0 (39.37")	Stainless Steel	<b>SHM-0020-0020-1000-304</b>	Roll Grade: 304 Stainless
20.0 (0.79")	2000.0 (78.74")	Brass	<b>SHM-0020-0020-2000-BR</b>	Roll
20.0 (0.79")	2000.0 (78.74")	Stainless Steel	<b>SHM-0020-0020-2000-304</b>	Roll Grade: 304 Stainless
20.0 (0.79")	3000.0 (118.11")	Brass	<b>SHM-0020-0020-3000-BR</b>	Roll
20.0 (0.79")	3000.0 (118.11")	Stainless Steel	<b>SHM-0020-0020-3000-304</b>	Roll Grade: 304 Stainless
20.0 (0.79")	4000.0 (157.48")	Brass	<b>SHM-0020-0020-4000-BR</b>	Roll
20.0 (0.79")	4000.0 (157.48")	Stainless Steel	<b>SHM-0020-0020-4000-304</b>	Roll Grade: 304 Stainless
20.0 (0.79")	5000.0 (196.85")	Brass	<b>SHM-0020-0020-5000-BR</b>	Roll
20.0 (0.79")	5000.0 (196.85")	Stainless Steel	<b>SHM-0020-0020-5000-304</b>	Roll Grade: 304 Stainless
30.0 (1.18")	1000.0 (39.37")	Brass	<b>SHM-0020-0030-1000-BR</b>	Roll
30.0 (1.18")	1000.0 (39.37")	Stainless Steel	<b>SHM-0020-0030-1000-304</b>	Roll Grade: 304 Stainless
30.0 (1.18")	2000.0 (78.74")	Brass	<b>SHM-0020-0030-2000-BR</b>	Roll
30.0 (1.18")	2000.0 (78.74")	Stainless Steel	<b>SHM-0020-0030-2000-304</b>	Roll Grade: 304 Stainless
30.0 (1.18")	3000.0 (118.11")	Brass	<b>SHM-0020-0030-3000-BR</b>	Roll
30.0 (1.18")	3000.0 (118.11")	Stainless Steel	<b>SHM-0020-0030-3000-304</b>	Roll Grade: 304 Stainless
30.0 (1.18")	4000.0 (157.48")	Brass	<b>SHM-0020-0030-4000-BR</b>	Roll
30.0 (1.18")	4000.0 (157.48")	Stainless Steel	<b>SHM-0020-0030-4000-304</b>	Roll Grade: 304 Stainless
30.0 (1.18")	5000.0 (196.85")	Brass	<b>SHM-0020-0030-5000-BR</b>	Roll
30.0 (1.18")	5000.0 (196.85")	Stainless Steel	<b>SHM-0020-0030-5000-304</b>	Roll Grade: 304 Stainless
45.0 (1.77")	1000.0 (39.37")	Brass	<b>SHM-0020-0045-1000-BR</b>	Roll Grade: C2801P or C2680P
45.0 (1.77")	1000.0 (39.37")	Stainless Steel	<b>SHM-0020-0045-1000-304H</b>	Roll Grade: SUS304H Stainless
50.0 (1.97")	1000.0 (39.37")	Brass	<b>SHM-0020-0050-1000-BR</b>	Roll
50.0 (1.97")	1000.0 (39.37")	Stainless Steel	<b>SHM-0020-0050-1000-304</b>	Roll Grade: 304 Stainless
50.0 (1.97")	2000.0 (78.74")	Brass	<b>SHM-0020-0050-2000-BR</b>	Roll

Usually stocked or Short Delivery  
 \*\* Available while stocks last \*\*

Long Delivery or Large Minimum Quantities  
 Not in current production

# Shim Sheet

Width mm (in.)	Length mm (in.)	Material	Part Number	Pack Size
<b>Thickness mm (in.): 0.020 (0.0008")</b>				
50.0 (1.97")	2000.0 (78.74")	Stainless Steel	<b>SHM-0020-0050-2000-304</b>	Roll Grade: 304 Stainless
50.0 (1.97")	3000.0 (118.11")	Brass	<b>SHM-0020-0050-3000-BR</b>	Roll
50.0 (1.97")	3000.0 (118.11")	Stainless Steel	<b>SHM-0020-0050-3000-304</b>	Roll Grade: 304 Stainless
50.0 (1.97")	4000.0 (157.48")	Brass	<b>SHM-0020-0050-4000-BR</b>	Roll
50.0 (1.97")	4000.0 (157.48")	Stainless Steel	<b>SHM-0020-0050-4000-304</b>	Roll Grade: 304 Stainless
50.0 (1.97")	5000.0 (196.85")	Brass	<b>SHM-0020-0050-5000-BR</b>	Roll
50.0 (1.97")	5000.0 (196.85")	Stainless Steel	<b>SHM-0020-0050-5000-304</b>	Roll Grade: 304 Stainless
100.0 (3.94")	1000.0 (39.37")	Brass	<b>SHM-0020-0100-1000-BR</b>	Roll
100.0 (3.94")	1000.0 (39.37")	Stainless Steel	<b>SHM-0020-0100-1000-304</b>	Roll Grade: 304 Stainless
100.0 (3.94")	1500.0 (59.06")	Stainless Steel	<b>SHM-0020-0100-1500-304H</b>	Roll Grade: SUS304H Stainless
100.0 (3.94")	2000.0 (78.74")	Brass	<b>SHM-0020-0100-2000-BR</b>	Roll
100.0 (3.94")	2000.0 (78.74")	Stainless Steel	<b>SHM-0020-0100-2000-304</b>	Roll Grade: 304 Stainless
100.0 (3.94")	3000.0 (118.11")	Brass	<b>SHM-0020-0100-3000-BR</b>	Roll
100.0 (3.94")	3000.0 (118.11")	Stainless Steel	<b>SHM-0020-0100-3000-304</b>	Roll Grade: 304 Stainless
100.0 (3.94")	4000.0 (157.48")	Brass	<b>SHM-0020-0100-4000-BR</b>	Roll
100.0 (3.94")	4000.0 (157.48")	Stainless Steel	<b>SHM-0020-0100-4000-304</b>	Roll Grade: 304 Stainless
100.0 (3.94")	5000.0 (196.85")	Brass	<b>SHM-0020-0100-5000-BR</b>	Roll
100.0 (3.94")	5000.0 (196.85")	Stainless Steel	<b>SHM-0020-0100-5000-304</b>	Roll Grade: 304 Stainless
<b>Thickness mm (in.): 0.025 (0.0010")</b>				
127 (5.00")	508 (20.00")	Plastic, Amber	<b>SHM-0025-0127-0508-P</b>	Pack of 5 Sheets
150.0 (5.91")	2500.0 (98.43")	Brass	<b>SHM-0025-0150-2500-BR</b>	Roll
150.0 (5.91")	2500.0 (98.43")	Stainless Steel	<b>SHM-0025-0150-2500-304</b>	Roll Grade: 304 Stainless
152.4 (6.00")	304.8 (12.00")	Aluminium, Self	<b>SHM-0025-0152-0305-AL</b>	Single Sheet Grade: 1100 Aluminium
152.4 (6.00")	1270 (50.00")	Stainless Steel	<b>SHM-0025-0152-1270-302</b>	Single Roll Grade: Cold Rolled 302 Stainless Steel, Hardness: Full Hard, Rockwell C40-45
152.4 (6.00")	2540 (100.00")	Brass	<b>SHM-0025-0152-2540-BRH</b>	Single Roll Hardness: Hard
152.4 (6.00")	2540 (100.00")	Steel	<b>SHM-0025-0152-2540-CR</b>	Single Roll Grade: Cold Rolled Low Carbon 1008-1010
203 (7.99")	300 (11.81")	Stainless Steel	<b>SHM-0025-0203-0300-302</b>	Single Sheet Grade: 302/304 Stainless Steel
203.2 (8.00")	304.8 (12.00")	Brass	<b>SHM-0025-0203-0305-BR</b>	Single Sheet Grade: Brass 70/30, Hardness: Half Hard
203.2 (8.00")	304.8 (12.00")	Steel	<b>SHM-0025-0203-0305-CR</b>	Single Sheet Grade: Cold Rolled Low Carbon 1008-1010
254 (10.00")	508 (20.00")	Plastic, Amber	<b>SHM-0025-0254-0508-P</b>	Single Sheet
304 (11.97")	609 (23.98")	Plastic, Amber	<b>SHM-0025-0305-0610-P</b>	Single Sheet
508 (20.00")	508 (20.00")	Plastic, Amber	<b>SHM-0025-0508-0508-P</b>	Single Sheet
508 (20.00")	1270 (50.00")	Plastic, Amber	<b>SHM-0025-0508-1270-P</b>	Single Sheet
<b>Thickness mm (in.): 0.030 (0.0012")</b>				
10.0 (0.39")	1000.0 (39.37")	Brass	<b>SHM-0030-0010-1000-BR</b>	Roll
10.0 (0.39")	1000.0 (39.37")	Stainless Steel	<b>SHM-0030-0010-1000-304</b>	Roll Grade: 304 Stainless
10.0 (0.39")	2000.0 (78.74")	Brass	<b>SHM-0030-0010-2000-BR</b>	Roll
10.0 (0.39")	2000.0 (78.74")	Stainless Steel	<b>SHM-0030-0010-2000-304</b>	Roll Grade: 304 Stainless

Usually stocked or Short Delivery  
 \*\* Available while stocks last \*\*

Long Delivery or Large Minimum Quantities  
 Not in current production



# Shim Sheet

Width mm (in.)	Length mm (in.)	Material	Part Number	Pack Size
<b>Thickness mm (in.): 0.030 (0.0012")</b>				
10.0 (0.39")	3000.0 (118.11")	Brass	<b>SHM-0030-0010-3000-BR</b>	Roll
10.0 (0.39")	3000.0 (118.11")	Stainless Steel	<b>SHM-0030-0010-3000-304</b>	Roll Grade: 304 Stainless
10.0 (0.39")	4000.0 (157.48")	Brass	<b>SHM-0030-0010-4000-BR</b>	Roll
10.0 (0.39")	4000.0 (157.48")	Stainless Steel	<b>SHM-0030-0010-4000-304</b>	Roll Grade: 304 Stainless
10.0 (0.39")	5000.0 (196.85")	Brass	<b>SHM-0030-0010-5000-BR</b>	Roll
10.0 (0.39")	5000.0 (196.85")	Stainless Steel	<b>SHM-0030-0010-5000-304</b>	Roll Grade: 304 Stainless
12.7 (0.50")	1000.0 (39.37")	Stainless Steel	<b>SHM-0030-0013-1000-304H</b>	Roll Grade: SUS304H Stainless
12.7 (0.50")	1000.0 (39.37")	Steel	<b>SHM-0030-0013-1000-HS</b>	Roll Grade: SK Hardened Steel
12.7 (0.50")	5000.0 (196.85")	Stainless Steel	<b>SHM-0030-0013-5000-304H</b>	Roll Grade: SUS304H Stainless
12.7 (0.50")	5000.0 (196.85")	Steel	<b>SHM-0030-0013-5000-HS</b>	Roll Grade: SK Hardened Steel
20.0 (0.79")	1000.0 (39.37")	Brass	<b>SHM-0030-0020-1000-BR</b>	Roll
20.0 (0.79")	1000.0 (39.37")	Stainless Steel	<b>SHM-0030-0020-1000-304</b>	Roll Grade: 304 Stainless
20.0 (0.79")	2000.0 (78.74")	Brass	<b>SHM-0030-0020-2000-BR</b>	Roll
20.0 (0.79")	2000.0 (78.74")	Stainless Steel	<b>SHM-0030-0020-2000-304</b>	Roll Grade: 304 Stainless
20.0 (0.79")	3000.0 (118.11")	Brass	<b>SHM-0030-0020-3000-BR</b>	Roll
20.0 (0.79")	3000.0 (118.11")	Stainless Steel	<b>SHM-0030-0020-3000-304</b>	Roll Grade: 304 Stainless
20.0 (0.79")	4000.0 (157.48")	Brass	<b>SHM-0030-0020-4000-BR</b>	Roll
20.0 (0.79")	4000.0 (157.48")	Stainless Steel	<b>SHM-0030-0020-4000-304</b>	Roll Grade: 304 Stainless
20.0 (0.79")	5000.0 (196.85")	Brass	<b>SHM-0030-0020-5000-BR</b>	Roll
20.0 (0.79")	5000.0 (196.85")	Stainless Steel	<b>SHM-0030-0020-5000-304</b>	Roll Grade: 304 Stainless
30.0 (1.18")	1000.0 (39.37")	Brass	<b>SHM-0030-0030-1000-BR</b>	Roll
30.0 (1.18")	1000.0 (39.37")	Stainless Steel	<b>SHM-0030-0030-1000-304</b>	Roll Grade: 304 Stainless
30.0 (1.18")	2000.0 (78.74")	Brass	<b>SHM-0030-0030-2000-BR</b>	Roll
30.0 (1.18")	2000.0 (78.74")	Stainless Steel	<b>SHM-0030-0030-2000-304</b>	Roll Grade: 304 Stainless
30.0 (1.18")	3000.0 (118.11")	Brass	<b>SHM-0030-0030-3000-BR</b>	Roll
30.0 (1.18")	3000.0 (118.11")	Stainless Steel	<b>SHM-0030-0030-3000-304</b>	Roll Grade: 304 Stainless
30.0 (1.18")	4000.0 (157.48")	Brass	<b>SHM-0030-0030-4000-BR</b>	Roll
30.0 (1.18")	4000.0 (157.48")	Stainless Steel	<b>SHM-0030-0030-4000-304</b>	Roll Grade: 304 Stainless
30.0 (1.18")	5000.0 (196.85")	Brass	<b>SHM-0030-0030-5000-BR</b>	Roll
30.0 (1.18")	5000.0 (196.85")	Stainless Steel	<b>SHM-0030-0030-5000-304</b>	Roll Grade: 304 Stainless
45.0 (1.77")	1000.0 (39.37")	Brass	<b>SHM-0030-0045-1000-BR</b>	Roll Grade: C2801P or C2680P
45.0 (1.77")	1000.0 (39.37")	Stainless Steel	<b>SHM-0030-0045-1000-304H</b>	Roll Grade: SUS304H Stainless
45.0 (1.77")	1000.0 (39.37")	Steel	<b>SHM-0030-0045-1000-HS</b>	Roll Grade: SK Hardened Steel
50.0 (1.97")	1000.0 (39.37")	Brass	<b>SHM-0030-0050-1000-BR</b>	Roll
50.0 (1.97")	1000.0 (39.37")	Stainless Steel	<b>SHM-0030-0050-1000-304</b>	Roll Grade: 304 Stainless
50.0 (1.97")	2000.0 (78.74")	Brass	<b>SHM-0030-0050-2000-BR</b>	Roll



Usually stocked or Short Delivery



\*\* Available while stocks last \*\*



Long Delivery or Large Minimum Quantities







Not in current production



# Shim Sheet

Width mm (in.)	Length mm (in.)	Material	Part Number	Pack Size
<b>Thickness mm (in.): 0.030 (0.0012")</b>				
50.0 (1.97")	2000.0 (78.74")	Stainless Steel	<b>SHM-0030-0050-2000-304</b>	Roll Grade: 304 Stainless
50.0 (1.97")	3000.0 (118.11")	Brass	<b>SHM-0030-0050-3000-BR</b>	Roll
50.0 (1.97")	3000.0 (118.11")	Stainless Steel	<b>SHM-0030-0050-3000-304</b>	Roll Grade: 304 Stainless
50.0 (1.97")	4000.0 (157.48")	Brass	<b>SHM-0030-0050-4000-BR</b>	Roll
50.0 (1.97")	4000.0 (157.48")	Stainless Steel	<b>SHM-0030-0050-4000-304</b>	Roll Grade: 304 Stainless
50.0 (1.97")	5000.0 (196.85")	Brass	<b>SHM-0030-0050-5000-BR</b>	Roll
50.0 (1.97")	5000.0 (196.85")	Stainless Steel	<b>SHM-0030-0050-5000-304</b>	Roll Grade: 304 Stainless
100.0 (3.94")	1000.0 (39.37")	Brass	<b>SHM-0030-0100-1000-BR</b>	Roll
100.0 (3.94")	1000.0 (39.37")	Stainless Steel	<b>SHM-0030-0100-1000-304</b>	Roll Grade: 304 Stainless
100.0 (3.94")	1500.0 (59.06")	Stainless Steel	<b>SHM-0030-0100-1500-304H</b>	Roll Grade: SUS304H Stainless
100.0 (3.94")	2000.0 (78.74")	Brass	<b>SHM-0030-0100-2000-BR</b>	Roll
100.0 (3.94")	2000.0 (78.74")	Stainless Steel	<b>SHM-0030-0100-2000-304</b>	Roll Grade: 304 Stainless
100.0 (3.94")	3000.0 (118.11")	Brass	<b>SHM-0030-0100-3000-BR</b>	Roll
100.0 (3.94")	3000.0 (118.11")	Stainless Steel	<b>SHM-0030-0100-3000-304</b>	Roll Grade: 304 Stainless
100.0 (3.94")	4000.0 (157.48")	Brass	<b>SHM-0030-0100-4000-BR</b>	Roll
100.0 (3.94")	4000.0 (157.48")	Stainless Steel	<b>SHM-0030-0100-4000-304</b>	Roll Grade: 304 Stainless
100.0 (3.94")	5000.0 (196.85")	Brass	<b>SHM-0030-0100-5000-BR</b>	Roll
100.0 (3.94")	5000.0 (196.85")	Stainless Steel	<b>SHM-0030-0100-5000-304</b>	Roll Grade: 304 Stainless
<b>Thickness mm (in.): 0.038 (0.0015")</b>				
127 (5.00")	508 (20.00")	Plastic, Purple	SHM-0038-0127-0508-P	Single Sheet
152.4 (6.00")	609.6 (24.00")	Aluminium, Self	SHM-0038-0152-0610-AL	Single Sheet Grade: 1100 Aluminium
254 (10.00")	508 (20.00")	Plastic, Purple	SHM-0038-0254-0508-P	Single Sheet
304 (11.97")	609 (23.98")	Plastic, Purple	SHM-0038-0305-0610-P	Single Sheet
508 (20.00")	508 (20.00")	Plastic, Purple	SHM-0038-0508-0508-P	Single Sheet
508 (20.00")	1270 (50.00")	Plastic, Purple	SHM-0038-0508-1270-P	Single Sheet
<b>Thickness mm (in.): 0.040 (0.0016")</b>				
10.0 (0.39")	1000.0 (39.37")	Brass	<b>SHM-0040-0010-1000-BR</b>	Roll
10.0 (0.39")	1000.0 (39.37")	Stainless Steel	<b>SHM-0040-0010-1000-304</b>	Roll Grade: 304 Stainless
10.0 (0.39")	2000.0 (78.74")	Brass	<b>SHM-0040-0010-2000-BR</b>	Roll
10.0 (0.39")	2000.0 (78.74")	Stainless Steel	<b>SHM-0040-0010-2000-304</b>	Roll Grade: 304 Stainless
10.0 (0.39")	3000.0 (118.11")	Brass	<b>SHM-0040-0010-3000-BR</b>	Roll
10.0 (0.39")	3000.0 (118.11")	Stainless Steel	<b>SHM-0040-0010-3000-304</b>	Roll Grade: 304 Stainless
10.0 (0.39")	4000.0 (157.48")	Brass	<b>SHM-0040-0010-4000-BR</b>	Roll
10.0 (0.39")	4000.0 (157.48")	Stainless Steel	<b>SHM-0040-0010-4000-304</b>	Roll Grade: 304 Stainless
10.0 (0.39")	5000.0 (196.85")	Brass	<b>SHM-0040-0010-5000-BR</b>	Roll
10.0 (0.39")	5000.0 (196.85")	Stainless Steel	<b>SHM-0040-0010-5000-304</b>	Roll Grade: 304 Stainless
12.7 (0.50")	1000.0 (39.37")	Stainless Steel	<b>SHM-0040-0013-1000-304H</b>	Roll Grade: SUS304H Stainless
12.7 (0.50")	1000.0 (39.37")	Steel	<b>SHM-0040-0013-1000-HS</b>	Roll Grade: SK Hardened Steel

 Usually stocked or Short Delivery  
 \*\* Available while stocks last \*\*

 Long Delivery or Large Minimum Quantities  
 Not in current production

# Shim Sheet

Width mm (in.)	Length mm (in.)	Material	Part Number	Pack Size
<b>Thickness mm (in.): 0.040 (0.0016")</b>				
12.7 (0.50")	5000.0 (196.85")	Stainless Steel	<b>SHM-0040-0013-5000-304H</b>	Roll Grade: SUS304H Stainless
12.7 (0.50")	5000.0 (196.85")	Steel	<b>SHM-0040-0013-5000-HS</b>	Roll Grade: SK Hardened Steel
20.0 (0.79")	1000.0 (39.37")	Brass	<b>SHM-0040-0020-1000-BR</b>	Roll
20.0 (0.79")	1000.0 (39.37")	Stainless Steel	<b>SHM-0040-0020-1000-304</b>	Roll Grade: 304 Stainless
20.0 (0.79")	2000.0 (78.74")	Brass	<b>SHM-0040-0020-2000-BR</b>	Roll
20.0 (0.79")	2000.0 (78.74")	Stainless Steel	<b>SHM-0040-0020-2000-304</b>	Roll Grade: 304 Stainless
20.0 (0.79")	3000.0 (118.11")	Brass	<b>SHM-0040-0020-3000-BR</b>	Roll
20.0 (0.79")	3000.0 (118.11")	Stainless Steel	<b>SHM-0040-0020-3000-304</b>	Roll Grade: 304 Stainless
20.0 (0.79")	4000.0 (157.48")	Brass	<b>SHM-0040-0020-4000-BR</b>	Roll
20.0 (0.79")	4000.0 (157.48")	Stainless Steel	<b>SHM-0040-0020-4000-304</b>	Roll Grade: 304 Stainless
20.0 (0.79")	5000.0 (196.85")	Brass	<b>SHM-0040-0020-5000-BR</b>	Roll
20.0 (0.79")	5000.0 (196.85")	Stainless Steel	<b>SHM-0040-0020-5000-304</b>	Roll Grade: 304 Stainless
30.0 (1.18")	1000.0 (39.37")	Brass	<b>SHM-0040-0030-1000-BR</b>	Roll
30.0 (1.18")	1000.0 (39.37")	Stainless Steel	<b>SHM-0040-0030-1000-304</b>	Roll Grade: 304 Stainless
30.0 (1.18")	2000.0 (78.74")	Brass	<b>SHM-0040-0030-2000-BR</b>	Roll
30.0 (1.18")	2000.0 (78.74")	Stainless Steel	<b>SHM-0040-0030-2000-304</b>	Roll Grade: 304 Stainless
30.0 (1.18")	3000.0 (118.11")	Brass	<b>SHM-0040-0030-3000-BR</b>	Roll
30.0 (1.18")	3000.0 (118.11")	Stainless Steel	<b>SHM-0040-0030-3000-304</b>	Roll Grade: 304 Stainless
30.0 (1.18")	4000.0 (157.48")	Brass	<b>SHM-0040-0030-4000-BR</b>	Roll
30.0 (1.18")	4000.0 (157.48")	Stainless Steel	<b>SHM-0040-0030-4000-304</b>	Roll Grade: 304 Stainless
30.0 (1.18")	5000.0 (196.85")	Brass	<b>SHM-0040-0030-5000-BR</b>	Roll
30.0 (1.18")	5000.0 (196.85")	Stainless Steel	<b>SHM-0040-0030-5000-304</b>	Roll Grade: 304 Stainless
45.0 (1.77")	1000.0 (39.37")	Brass	<b>SHM-0040-0045-1000-BR</b>	Roll Grade: C2801P or C2680P
45.0 (1.77")	1000.0 (39.37")	Stainless Steel	<b>SHM-0040-0045-1000-304H</b>	Roll Grade: SUS304H Stainless
45.0 (1.77")	1000.0 (39.37")	Steel	<b>SHM-0040-0045-1000-HS</b>	Roll Grade: SK Hardened Steel
50.0 (1.97")	1000.0 (39.37")	Brass	<b>SHM-0040-0050-1000-BR</b>	Roll
50.0 (1.97")	1000.0 (39.37")	Stainless Steel	<b>SHM-0040-0050-1000-304</b>	Roll Grade: 304 Stainless
50.0 (1.97")	2000.0 (78.74")	Brass	<b>SHM-0040-0050-2000-BR</b>	Roll
50.0 (1.97")	2000.0 (78.74")	Stainless Steel	<b>SHM-0040-0050-2000-304</b>	Roll Grade: 304 Stainless
50.0 (1.97")	3000.0 (118.11")	Brass	<b>SHM-0040-0050-3000-BR</b>	Roll
50.0 (1.97")	3000.0 (118.11")	Stainless Steel	<b>SHM-0040-0050-3000-304</b>	Roll Grade: 304 Stainless
50.0 (1.97")	4000.0 (157.48")	Brass	<b>SHM-0040-0050-4000-BR</b>	Roll
50.0 (1.97")	4000.0 (157.48")	Stainless Steel	<b>SHM-0040-0050-4000-304</b>	Roll Grade: 304 Stainless
50.0 (1.97")	5000.0 (196.85")	Brass	<b>SHM-0040-0050-5000-BR</b>	Roll
50.0 (1.97")	5000.0 (196.85")	Stainless Steel	<b>SHM-0040-0050-5000-304</b>	Roll Grade: 304 Stainless
100.0 (3.94")	1000.0 (39.37")	Brass	<b>SHM-0040-0100-1000-BR</b>	Roll
100.0 (3.94")	1000.0 (39.37")	Stainless Steel	<b>SHM-0040-0100-1000-304</b>	Roll Grade: 304 Stainless



Usually stocked or Short Delivery

\*\* Available while stocks last \*\*



Long Delivery or Large Minimum Quantities



Not in current production

# Shim Sheet

Width mm (in.)	Length mm (in.)	Material	Part Number	Pack Size
<b>Thickness mm (in.): 0.040 (0.0016")</b>				
100.0 (3.94")	1500.0 (59.06")	Stainless Steel	<b>SHM-0040-0100-1500-304H</b>	Roll Grade: SUS304H Stainless
100.0 (3.94")	2000.0 (78.74")	Brass	<b>SHM-0040-0100-2000-BR</b>	Roll
100.0 (3.94")	2000.0 (78.74")	Stainless Steel	<b>SHM-0040-0100-2000-304</b>	Roll Grade: 304 Stainless
100.0 (3.94")	3000.0 (118.11")	Brass	<b>SHM-0040-0100-3000-BR</b>	Roll
100.0 (3.94")	3000.0 (118.11")	Stainless Steel	<b>SHM-0040-0100-3000-304</b>	Roll Grade: 304 Stainless
100.0 (3.94")	4000.0 (157.48")	Brass	<b>SHM-0040-0100-4000-BR</b>	Roll
100.0 (3.94")	4000.0 (157.48")	Stainless Steel	<b>SHM-0040-0100-4000-304</b>	Roll Grade: 304 Stainless
100.0 (3.94")	5000.0 (196.85")	Brass	<b>SHM-0040-0100-5000-BR</b>	Roll
100.0 (3.94")	5000.0 (196.85")	Stainless Steel	<b>SHM-0040-0100-5000-304</b>	Roll Grade: 304 Stainless
<b>Thickness mm (in.): 0.050 (0.0020")</b>				
10.0 (0.39")	1000.0 (39.37")	Brass	<b>SHM-0050-0010-1000-BR</b>	Roll
10.0 (0.39")	1000.0 (39.37")	Stainless Steel	<b>SHM-0050-0010-1000-304</b>	Roll Grade: 304 Stainless
10.0 (0.39")	2000.0 (78.74")	Brass	<b>SHM-0050-0010-2000-BR</b>	Roll
10.0 (0.39")	2000.0 (78.74")	Stainless Steel	<b>SHM-0050-0010-2000-304</b>	Roll Grade: 304 Stainless
10.0 (0.39")	3000.0 (118.11")	Brass	<b>SHM-0050-0010-3000-BR</b>	Roll
10.0 (0.39")	3000.0 (118.11")	Stainless Steel	<b>SHM-0050-0010-3000-304</b>	Roll Grade: 304 Stainless
10.0 (0.39")	4000.0 (157.48")	Brass	<b>SHM-0050-0010-4000-BR</b>	Roll
10.0 (0.39")	4000.0 (157.48")	Stainless Steel	<b>SHM-0050-0010-4000-304</b>	Roll Grade: 304 Stainless
10.0 (0.39")	5000.0 (196.85")	Brass	<b>SHM-0050-0010-5000-BR</b>	Roll
10.0 (0.39")	5000.0 (196.85")	Stainless Steel	<b>SHM-0050-0010-5000-304</b>	Roll Grade: 304 Stainless
12.7 (0.50")	1000.0 (39.37")	Stainless Steel	<b>SHM-0050-0013-1000-304H</b>	Roll Grade: SUS304H Stainless
12.7 (0.50")	1000.0 (39.37")	Steel	<b>SHM-0050-0013-1000-HS</b>	Roll Grade: SK Hardened Steel
12.7 (0.50")	5000.0 (196.85")	Stainless Steel	<b>SHM-0050-0013-5000-304H</b>	Roll Grade: SUS304H Stainless
12.7 (0.50")	5000.0 (196.85")	Steel	<b>SHM-0050-0013-5000-HS</b>	Roll Grade: SK Hardened Steel
20.0 (0.79")	1000.0 (39.37")	Brass	<b>SHM-0050-0020-1000-BR</b>	Roll
20.0 (0.79")	1000.0 (39.37")	Stainless Steel	<b>SHM-0050-0020-1000-304</b>	Roll Grade: 304 Stainless
20.0 (0.79")	2000.0 (78.74")	Brass	<b>SHM-0050-0020-2000-BR</b>	Roll
20.0 (0.79")	2000.0 (78.74")	Stainless Steel	<b>SHM-0050-0020-2000-304</b>	Roll Grade: 304 Stainless
20.0 (0.79")	3000.0 (118.11")	Brass	<b>SHM-0050-0020-3000-BR</b>	Roll
20.0 (0.79")	3000.0 (118.11")	Stainless Steel	<b>SHM-0050-0020-3000-304</b>	Roll Grade: 304 Stainless
20.0 (0.79")	4000.0 (157.48")	Brass	<b>SHM-0050-0020-4000-BR</b>	Roll
20.0 (0.79")	4000.0 (157.48")	Stainless Steel	<b>SHM-0050-0020-4000-304</b>	Roll Grade: 304 Stainless
20.0 (0.79")	5000.0 (196.85")	Brass	<b>SHM-0050-0020-5000-BR</b>	Roll
20.0 (0.79")	5000.0 (196.85")	Stainless Steel	<b>SHM-0050-0020-5000-304</b>	Roll Grade: 304 Stainless
30.0 (1.18")	1000.0 (39.37")	Brass	<b>SHM-0050-0030-1000-BR</b>	Roll
30.0 (1.18")	1000.0 (39.37")	Stainless Steel	<b>SHM-0050-0030-1000-304</b>	Roll Grade: 304 Stainless
30.0 (1.18")	2000.0 (78.74")	Brass	<b>SHM-0050-0030-2000-BR</b>	Roll

Usually stocked or Short Delivery  
 \*\* Available while stocks last \*\*

Long Delivery or Large Minimum Quantities  
 Not in current production

# Shim Sheet

Width mm (in.)	Length mm (in.)	Material	Part Number	Pack Size
<b>Thickness mm (in.): 0.050 (0.0020")</b>				
30.0 (1.18")	2000.0 (78.74")	Stainless Steel	<b>SHM-0050-0030-2000-304</b>	Roll Grade: 304 Stainless
30.0 (1.18")	3000.0 (118.11")	Brass	<b>SHM-0050-0030-3000-BR</b>	Roll
30.0 (1.18")	3000.0 (118.11")	Stainless Steel	<b>SHM-0050-0030-3000-304</b>	Roll Grade: 304 Stainless
30.0 (1.18")	4000.0 (157.48")	Brass	<b>SHM-0050-0030-4000-BR</b>	Roll
30.0 (1.18")	4000.0 (157.48")	Stainless Steel	<b>SHM-0050-0030-4000-304</b>	Roll Grade: 304 Stainless
30.0 (1.18")	5000.0 (196.85")	Brass	<b>SHM-0050-0030-5000-BR</b>	Roll
30.0 (1.18")	5000.0 (196.85")	Stainless Steel	<b>SHM-0050-0030-5000-304</b>	Roll Grade: 304 Stainless
45.0 (1.77")	1000.0 (39.37")	Brass	<b>SHM-0050-0045-1000-BR</b>	Roll Grade: C2801P or C2680P
45.0 (1.77")	1000.0 (39.37")	Stainless Steel	<b>SHM-0050-0045-1000-304H</b>	Roll Grade: SUS304H Stainless
45.0 (1.77")	1000.0 (39.37")	Steel	<b>SHM-0050-0045-1000-HS</b>	Roll Grade: SK Hardened Steel
50.0 (1.97")	50.0 (1.97")	Brass	<b>SHM-0050-0050-0050-BR</b>	Single Sheet
50.0 (1.97")	50.0 (1.97")	Stainless Steel	<b>SHM-0050-0050-0050-304</b>	Single Sheet Grade: 304 Stainless
50.0 (1.97")	1000.0 (39.37")	Brass	<b>SHM-0050-0050-1000-BR</b>	Roll
50.0 (1.97")	1000.0 (39.37")	Stainless Steel	<b>SHM-0050-0050-1000-304</b>	Roll Grade: 304 Stainless
50.0 (1.97")	2000.0 (78.74")	Brass	<b>SHM-0050-0050-2000-BR</b>	Roll
50.0 (1.97")	2000.0 (78.74")	Stainless Steel	<b>SHM-0050-0050-2000-304</b>	Roll Grade: 304 Stainless
50.0 (1.97")	3000.0 (118.11")	Brass	<b>SHM-0050-0050-3000-BR</b>	Roll
50.0 (1.97")	3000.0 (118.11")	Stainless Steel	<b>SHM-0050-0050-3000-304</b>	Roll Grade: 304 Stainless
50.0 (1.97")	4000.0 (157.48")	Brass	<b>SHM-0050-0050-4000-BR</b>	Roll
50.0 (1.97")	4000.0 (157.48")	Stainless Steel	<b>SHM-0050-0050-4000-304</b>	Roll Grade: 304 Stainless
50.0 (1.97")	5000.0 (196.85")	Brass	<b>SHM-0050-0050-5000-BR</b>	Roll
50.0 (1.97")	5000.0 (196.85")	Stainless Steel	<b>SHM-0050-0050-5000-304</b>	Roll Grade: 304 Stainless
100.0 (3.94")	50.0 (1.97")	Brass	<b>SHM-0050-0100-0050-BR</b>	Single Sheet
100.0 (3.94")	50.0 (1.97")	Stainless Steel	<b>SHM-0050-0100-0050-304</b>	Single Sheet Grade: 304 Stainless
100.0 (3.94")	100.0 (3.94")	Brass	<b>SHM-0050-0100-0100-BR</b>	Single Sheet
100.0 (3.94")	100.0 (3.94")	Stainless Steel	<b>SHM-0050-0100-0100-304</b>	Single Sheet Grade: 304 Stainless
100.0 (3.94")	1000.0 (39.37")	Brass	<b>SHM-0050-0100-1000-BR</b>	Roll
100.0 (3.94")	1000.0 (39.37")	Stainless Steel	<b>SHM-0050-0100-1000-304</b>	Roll Grade: 304 Stainless
100.0 (3.94")	1500.0 (59.06")	Stainless Steel	<b>SHM-0050-0100-1500-304H</b>	Roll Grade: SUS304H Stainless
100.0 (3.94")	2000.0 (78.74")	Brass	<b>SHM-0050-0100-2000-BR</b>	Roll
100.0 (3.94")	2000.0 (78.74")	Stainless Steel	<b>SHM-0050-0100-2000-304</b>	Roll Grade: 304 Stainless
100.0 (3.94")	3000.0 (118.11")	Brass	<b>SHM-0050-0100-3000-BR</b>	Roll
100.0 (3.94")	3000.0 (118.11")	Stainless Steel	<b>SHM-0050-0100-3000-304</b>	Roll Grade: 304 Stainless
100.0 (3.94")	4000.0 (157.48")	Brass	<b>SHM-0050-0100-4000-BR</b>	Roll
100.0 (3.94")	4000.0 (157.48")	Stainless Steel	<b>SHM-0050-0100-4000-304</b>	Roll Grade: 304 Stainless
100.0 (3.94")	5000.0 (196.85")	Brass	<b>SHM-0050-0100-5000-BR</b>	Roll
100.0 (3.94")	5000.0 (196.85")	Stainless Steel	<b>SHM-0050-0100-5000-304</b>	Roll Grade: 304 Stainless

Usually stocked or Short Delivery  
 \*\* Available while stocks last \*\*

Long Delivery or Large Minimum Quantities  
 Not in current production

# Shim Sheet

Width mm (in.)	Length mm (in.)	Material	Part Number	Pack Size
<b>Thickness mm (in.): 0.050 (0.0020")</b>				
150.0 (5.91")	50.0 (1.97")	Brass	<b>SHM-0050-0150-0050-BR</b>	Single Sheet
150.0 (5.91")	50.0 (1.97")	Stainless Steel	<b>SHM-0050-0150-0050-304</b>	Single Sheet Grade: 304 Stainless
150.0 (5.91")	100.0 (3.94")	Brass	<b>SHM-0050-0150-0100-BR</b>	Single Sheet
150.0 (5.91")	100.0 (3.94")	Stainless Steel	<b>SHM-0050-0150-0100-304</b>	Single Sheet Grade: 304 Stainless
150.0 (5.91")	150.0 (5.91")	Brass	<b>SHM-0050-0150-0150-BR</b>	Single Sheet
150.0 (5.91")	150.0 (5.91")	Stainless Steel	<b>SHM-0050-0150-0150-304</b>	Single Sheet Grade: 304 Stainless
150.0 (5.91")	2500.0 (98.43")	Brass	<b>SHM-0050-0150-2500-BR</b>	Roll
150.0 (5.91")	2500.0 (98.43")	Stainless Steel	<b>SHM-0050-0150-2500-304</b>	Roll Grade: 304 Stainless
200.0 (7.87")	50.0 (1.97")	Brass	<b>SHM-0050-0200-0050-BR</b>	Single Sheet
200.0 (7.87")	50.0 (1.97")	Stainless Steel	<b>SHM-0050-0200-0050-304</b>	Single Sheet Grade: 304 Stainless
200.0 (7.87")	100.0 (3.94")	Brass	<b>SHM-0050-0200-0100-BR</b>	Single Sheet
200.0 (7.87")	100.0 (3.94")	Stainless Steel	<b>SHM-0050-0200-0100-304</b>	Single Sheet Grade: 304 Stainless
200.0 (7.87")	150.0 (5.91")	Brass	<b>SHM-0050-0200-0150-BR</b>	Single Sheet
200.0 (7.87")	150.0 (5.91")	Stainless Steel	<b>SHM-0050-0200-0150-304</b>	Single Sheet Grade: 304 Stainless
200.0 (7.87")	200.0 (7.87")	Brass	<b>SHM-0050-0200-0200-BR</b>	Single Sheet
200.0 (7.87")	200.0 (7.87")	Stainless Steel	<b>SHM-0050-0200-0200-304</b>	Single Sheet Grade: 304 Stainless
250.0 (9.84")	50.0 (1.97")	Brass	<b>SHM-0050-0250-0050-BR</b>	Single Sheet
250.0 (9.84")	50.0 (1.97")	Stainless Steel	<b>SHM-0050-0250-0050-304</b>	Single Sheet Grade: 304 Stainless
250.0 (9.84")	100.0 (3.94")	Brass	<b>SHM-0050-0250-0100-BR</b>	Single Sheet
250.0 (9.84")	100.0 (3.94")	Stainless Steel	<b>SHM-0050-0250-0100-304</b>	Single Sheet Grade: 304 Stainless
250.0 (9.84")	150.0 (5.91")	Brass	<b>SHM-0050-0250-0150-BR</b>	Single Sheet
250.0 (9.84")	150.0 (5.91")	Stainless Steel	<b>SHM-0050-0250-0150-304</b>	Single Sheet Grade: 304 Stainless
250.0 (9.84")	200.0 (7.87")	Brass	<b>SHM-0050-0250-0200-BR</b>	Single Sheet
250.0 (9.84")	200.0 (7.87")	Stainless Steel	<b>SHM-0050-0250-0200-304</b>	Single Sheet Grade: 304 Stainless
250.0 (9.84")	250.0 (9.84")	Brass	<b>SHM-0050-0250-0250-BR</b>	Single Sheet
250.0 (9.84")	250.0 (9.84")	Stainless Steel	<b>SHM-0050-0250-0250-304</b>	Single Sheet Grade: 304 Stainless
300.0 (11.81")	50.0 (1.97")	Brass	<b>SHM-0050-0300-0050-BR</b>	Single Sheet
300.0 (11.81")	50.0 (1.97")	Stainless Steel	<b>SHM-0050-0300-0050-304</b>	Single Sheet Grade: 304 Stainless
300.0 (11.81")	100.0 (3.94")	Brass	<b>SHM-0050-0300-0100-BR</b>	Single Sheet
300.0 (11.81")	100.0 (3.94")	Stainless Steel	<b>SHM-0050-0300-0100-304</b>	Single Sheet Grade: 304 Stainless
300.0 (11.81")	150.0 (5.91")	Brass	<b>SHM-0050-0300-0150-BR</b>	Single Sheet
300.0 (11.81")	150.0 (5.91")	Stainless Steel	<b>SHM-0050-0300-0150-304</b>	Single Sheet Grade: 304 Stainless
300.0 (11.81")	200.0 (7.87")	Brass	<b>SHM-0050-0300-0200-BR</b>	Single Sheet
300.0 (11.81")	200.0 (7.87")	Stainless Steel	<b>SHM-0050-0300-0200-304</b>	Single Sheet Grade: 304 Stainless
300.0 (11.81")	250.0 (9.84")	Brass	<b>SHM-0050-0300-0250-BR</b>	Single Sheet
300.0 (11.81")	250.0 (9.84")	Stainless Steel	<b>SHM-0050-0300-0250-304</b>	Single Sheet Grade: 304 Stainless
300.0 (11.81")	300.0 (11.81")	Brass	<b>SHM-0050-0300-0300-BR</b>	Single Sheet
300.0 (11.81")	300.0 (11.81")	Stainless Steel	<b>SHM-0050-0300-0300-304</b>	Single Sheet Grade: 304 Stainless



Usually stocked or Short Delivery

\*\* Available while stocks last \*\*



Long Delivery or Large Minimum Quantities



Not in current production

# Shim Sheet

Width mm (in.)	Length mm (in.)	Material	Part Number	Pack Size
<b>Thickness mm (in.): 0.051 (0.0020")</b>				
127 (5.00")	177.8 (7.00")	Brass	SHM-0051-0127-0178-BR	Single Sheet
			Gauge: 44, Grade: Brass 70/30, Hardness: Half Hard	
127 (5.00")	508 (20.00")	Plastic, Red	<b>SHM-0051-0127-0508-P</b>	Pack of 5 Sheets
150 (5.91")	3000 (118.11")	Brass	SHM-0051-0150-3000-BR	Single Roll
152.4 (6.00")	609.6 (24.00")	Aluminium, Red	<b>SHM-0051-0152-0610-AL</b>	Single Sheet
				Grade: 1100 Aluminium
152.4 (6.00")	1270 (50.00")	Stainless Steel	<b>SHM-0051-0152-1270-302</b>	Single Roll
				Grade: Cold Rolled 302 Stainless Steel, Hardness: Full Hard, Rockwell C40-45
152.4 (6.00")	2540 (100.00")	Brass	<b>SHM-0051-0152-2540-BRH</b>	Single Roll
				Hardness: Hard
152.4 (6.00")	2540 (100.00")	Steel	<b>SHM-0051-0152-2540-CR</b>	Single Roll
				Grade: Cold Rolled Low Carbon 1008-1010, Hardness: Full Hard, Rockwell RB90 Minimum
203 (7.99")	300 (11.81")	Stainless Steel	<b>SHM-0051-0203-0300-302</b>	Single Sheet
				Grade: 302/304 Stainless Steel
203.2 (8.00")	304.8 (12.00")	Brass	<b>SHM-0051-0203-0305-BR</b>	Single Sheet
				Grade: Brass 70/30, Hardness: Half Hard
203.2 (8.00")	304.8 (12.00")	Steel	<b>SHM-0051-0203-0305-CR</b>	Single Sheet
				Grade: Cold Rolled Low Carbon 1008-1010
254 (10.00")	508 (20.00")	Plastic, Red	SHM-0051-0254-0508-P	Single Sheet
300 (11.81")	762 (30.00")	Brass	<b>SHM-0051-0300-0762-BR</b>	Single Sheet
				Gauge: 44
300 (11.81")	762 (30.00")	Stainless Steel	<b>SHM-0051-0300-0762-430</b>	Single Sheet
				Gauge: 44, Grade: 430 Stainless Steel
304 (11.97")	609 (23.98")	Plastic, Red	SHM-0051-0305-0610-P	Single Sheet
304.8 (12.00")	609.6 (24.00")	Aluminium, Red	<b>SHM-0051-0305-0610-AL</b>	Single Sheet
				Grade: 1100 Aluminium
508 (20.00")	508 (20.00")	Plastic, Red	SHM-0051-0508-0508-P	Single Sheet
508 (20.00")	1270 (50.00")	Plastic, Red	SHM-0051-0508-1270-P	Single Sheet
<b>Thickness mm (in.): 0.060 (0.0024")</b>				
10.0 (0.39")	1000.0 (39.37")	Brass	<b>SHM-0060-0010-1000-BR</b>	Roll
10.0 (0.39")	1000.0 (39.37")	Stainless Steel	<b>SHM-0060-0010-1000-304</b>	Roll
				Grade: 304 Stainless
10.0 (0.39")	2000.0 (78.74")	Brass	<b>SHM-0060-0010-2000-BR</b>	Roll
10.0 (0.39")	2000.0 (78.74")	Stainless Steel	<b>SHM-0060-0010-2000-304</b>	Roll
				Grade: 304 Stainless
10.0 (0.39")	3000.0 (118.11")	Brass	<b>SHM-0060-0010-3000-BR</b>	Roll
10.0 (0.39")	3000.0 (118.11")	Stainless Steel	<b>SHM-0060-0010-3000-304</b>	Roll
				Grade: 304 Stainless
10.0 (0.39")	4000.0 (157.48")	Brass	<b>SHM-0060-0010-4000-BR</b>	Roll
10.0 (0.39")	4000.0 (157.48")	Stainless Steel	<b>SHM-0060-0010-4000-304</b>	Roll
				Grade: 304 Stainless
10.0 (0.39")	5000.0 (196.85")	Brass	<b>SHM-0060-0010-5000-BR</b>	Roll
10.0 (0.39")	5000.0 (196.85")	Stainless Steel	<b>SHM-0060-0010-5000-304</b>	Roll
				Grade: 304 Stainless
12.7 (0.50")	1000.0 (39.37")	Stainless Steel	<b>SHM-0060-0013-1000-304H</b>	Roll
				Grade: SUS304H Stainless
12.7 (0.50")	1000.0 (39.37")	Steel	<b>SHM-0060-0013-1000-HS</b>	Roll
				Grade: SK Hardened Steel
12.7 (0.50")	5000.0 (196.85")	Stainless Steel	<b>SHM-0060-0013-5000-304H</b>	Roll
				Grade: SUS304H Stainless
12.7 (0.50")	5000.0 (196.85")	Steel	<b>SHM-0060-0013-5000-HS</b>	Roll
				Grade: SK Hardened Steel
20.0 (0.79")	1000.0 (39.37")	Brass	<b>SHM-0060-0020-1000-BR</b>	Roll
20.0 (0.79")	1000.0 (39.37")	Stainless Steel	<b>SHM-0060-0020-1000-304</b>	Roll
				Grade: 304 Stainless
20.0 (0.79")	2000.0 (78.74")	Brass	<b>SHM-0060-0020-2000-BR</b>	Roll
20.0 (0.79")	2000.0 (78.74")	Stainless Steel	<b>SHM-0060-0020-2000-304</b>	Roll
				Grade: 304 Stainless

Usually stocked or Short Delivery  
 \*\* Available while stocks last \*\*

Long Delivery or Large Minimum Quantities  
 Not in current production



# Shim Sheet

Width mm (in.)	Length mm (in.)	Material	Part Number	Pack Size
<b>Thickness mm (in.): 0.060 (0.0024")</b>				
20.0 (0.79")	3000.0 (118.11")	Brass	<b>SHM-0060-0020-3000-BR</b>	Roll
20.0 (0.79")	3000.0 (118.11")	Stainless Steel	<b>SHM-0060-0020-3000-304</b>	Roll Grade: 304 Stainless
20.0 (0.79")	4000.0 (157.48")	Brass	<b>SHM-0060-0020-4000-BR</b>	Roll
20.0 (0.79")	4000.0 (157.48")	Stainless Steel	<b>SHM-0060-0020-4000-304</b>	Roll Grade: 304 Stainless
20.0 (0.79")	5000.0 (196.85")	Brass	<b>SHM-0060-0020-5000-BR</b>	Roll
20.0 (0.79")	5000.0 (196.85")	Stainless Steel	<b>SHM-0060-0020-5000-304</b>	Roll Grade: 304 Stainless
30.0 (1.18")	1000.0 (39.37")	Brass	<b>SHM-0060-0030-1000-BR</b>	Roll
30.0 (1.18")	1000.0 (39.37")	Stainless Steel	<b>SHM-0060-0030-1000-304</b>	Roll Grade: 304 Stainless
30.0 (1.18")	2000.0 (78.74")	Brass	<b>SHM-0060-0030-2000-BR</b>	Roll
30.0 (1.18")	2000.0 (78.74")	Stainless Steel	<b>SHM-0060-0030-2000-304</b>	Roll Grade: 304 Stainless
30.0 (1.18")	3000.0 (118.11")	Brass	<b>SHM-0060-0030-3000-BR</b>	Roll
30.0 (1.18")	3000.0 (118.11")	Stainless Steel	<b>SHM-0060-0030-3000-304</b>	Roll Grade: 304 Stainless
30.0 (1.18")	4000.0 (157.48")	Brass	<b>SHM-0060-0030-4000-BR</b>	Roll
30.0 (1.18")	4000.0 (157.48")	Stainless Steel	<b>SHM-0060-0030-4000-304</b>	Roll Grade: 304 Stainless
30.0 (1.18")	5000.0 (196.85")	Brass	<b>SHM-0060-0030-5000-BR</b>	Roll
30.0 (1.18")	5000.0 (196.85")	Stainless Steel	<b>SHM-0060-0030-5000-304</b>	Roll Grade: 304 Stainless
45.0 (1.77")	1000.0 (39.37")	Brass	<b>SHM-0060-0045-1000-BR</b>	Roll Grade: C2801P or C2680P
45.0 (1.77")	1000.0 (39.37")	Stainless Steel	<b>SHM-0060-0045-1000-304H</b>	Roll Grade: SUS304H Stainless
45.0 (1.77")	1000.0 (39.37")	Steel	<b>SHM-0060-0045-1000-HS</b>	Roll Grade: SK Hardened Steel
50.0 (1.97")	1000.0 (39.37")	Brass	<b>SHM-0060-0050-1000-BR</b>	Roll
50.0 (1.97")	1000.0 (39.37")	Stainless Steel	<b>SHM-0060-0050-1000-304</b>	Roll Grade: 304 Stainless
50.0 (1.97")	2000.0 (78.74")	Brass	<b>SHM-0060-0050-2000-BR</b>	Roll
50.0 (1.97")	2000.0 (78.74")	Stainless Steel	<b>SHM-0060-0050-2000-304</b>	Roll Grade: 304 Stainless
50.0 (1.97")	3000.0 (118.11")	Brass	<b>SHM-0060-0050-3000-BR</b>	Roll
50.0 (1.97")	3000.0 (118.11")	Stainless Steel	<b>SHM-0060-0050-3000-304</b>	Roll Grade: 304 Stainless
50.0 (1.97")	4000.0 (157.48")	Brass	<b>SHM-0060-0050-4000-BR</b>	Roll
50.0 (1.97")	4000.0 (157.48")	Stainless Steel	<b>SHM-0060-0050-4000-304</b>	Roll Grade: 304 Stainless
50.0 (1.97")	5000.0 (196.85")	Brass	<b>SHM-0060-0050-5000-BR</b>	Roll
50.0 (1.97")	5000.0 (196.85")	Stainless Steel	<b>SHM-0060-0050-5000-304</b>	Roll Grade: 304 Stainless
100.0 (3.94")	1000.0 (39.37")	Brass	<b>SHM-0060-0100-1000-BR</b>	Roll
100.0 (3.94")	1000.0 (39.37")	Stainless Steel	<b>SHM-0060-0100-1000-304</b>	Roll Grade: 304 Stainless
100.0 (3.94")	1500.0 (59.06")	Stainless Steel	<b>SHM-0060-0100-1500-304H</b>	Roll Grade: SUS304H Stainless
100.0 (3.94")	2000.0 (78.74")	Brass	<b>SHM-0060-0100-2000-BR</b>	Roll
100.0 (3.94")	2000.0 (78.74")	Stainless Steel	<b>SHM-0060-0100-2000-304</b>	Roll Grade: 304 Stainless
100.0 (3.94")	3000.0 (118.11")	Brass	<b>SHM-0060-0100-3000-BR</b>	Roll
100.0 (3.94")	3000.0 (118.11")	Stainless Steel	<b>SHM-0060-0100-3000-304</b>	Roll Grade: 304 Stainless
100.0 (3.94")	4000.0 (157.48")	Brass	<b>SHM-0060-0100-4000-BR</b>	Roll



Usually stocked or Short Delivery



\*\* Available while stocks last \*\*



Long Delivery or Large Minimum Quantities



Not in current production



# Shim Sheet

Width mm (in.)	Length mm (in.)	Material	Part Number	Pack Size
<b>Thickness mm (in.): 0.060 (0.0024")</b>				
100.0 (3.94")	4000.0 (157.48")	Stainless Steel	<b>SHM-0060-0100-4000-304</b>	Roll Grade: 304 Stainless
100.0 (3.94")	5000.0 (196.85")	Brass	<b>SHM-0060-0100-5000-BR</b>	Roll
100.0 (3.94")	5000.0 (196.85")	Stainless Steel	<b>SHM-0060-0100-5000-304</b>	Roll Grade: 304 Stainless
<b>Thickness mm (in.): 0.070 (0.0028")</b>				
12.7 (0.50")	1000.0 (39.37")	Stainless Steel	<b>SHM-0070-0013-1000-304H</b>	Roll Grade: SUS304H Stainless
12.7 (0.50")	1000.0 (39.37")	Steel	<b>SHM-0070-0013-1000-HS</b>	Roll Grade: SK Hardened Steel
12.7 (0.50")	5000.0 (196.85")	Stainless Steel	<b>SHM-0070-0013-5000-304H</b>	Roll Grade: SUS304H Stainless
12.7 (0.50")	5000.0 (196.85")	Steel	<b>SHM-0070-0013-5000-HS</b>	Roll Grade: SK Hardened Steel
45.0 (1.77")	1000.0 (39.37")	Brass	<b>SHM-0070-0045-1000-BR</b>	Roll Grade: C2801P or C2680P
45.0 (1.77")	1000.0 (39.37")	Stainless Steel	<b>SHM-0070-0045-1000-304H</b>	Roll Grade: SUS304H Stainless
45.0 (1.77")	1000.0 (39.37")	Steel	<b>SHM-0070-0045-1000-HS</b>	Roll Grade: SK Hardened Steel
<b>Thickness mm (in.): 0.075 (0.0030")</b>				
150.0 (5.91")	2500.0 (98.43")	Brass	<b>SHM-0075-0150-2500-BR</b>	Roll
150.0 (5.91")	2500.0 (98.43")	Stainless Steel	<b>SHM-0075-0150-2500-304</b>	Roll Grade: 304 Stainless
<b>Thickness mm (in.): 0.076 (0.0030")</b>				
127 (5.00")	177.8 (7.00")	Copper	<b>SHM-0076-0127-0178-CP</b>	Single Sheet Gauge: 40
127 (5.00")	177.8 (7.00")	Stainless Steel	<b>SHM-0076-0127-0178-430</b>	Single Sheet Gauge: 44, Grade: 430 Stainless Steel
127 (5.00")	508 (20.00")	Plastic, Green	<b>SHM-0076-0127-0508-P</b>	Pack of 5 Sheets
150 (5.91")	3000 (118.11")	Brass	<b>SHM-0076-0150-3000-BR</b>	Single Roll
152.4 (6.00")	609.6 (24.00")	Aluminium, Green	<b>SHM-0076-0152-0610-AL</b>	Single Sheet Grade: 1100 Aluminium
152.4 (6.00")	1524 (60.00")	Stainless Steel	<b>SHM-0076-0152-1524-302</b>	Single Roll Grade: Cold Rolled 302 Stainless Steel
152.4 (6.00")	2540 (100.00")	Brass	<b>SHM-0076-0152-2540-BRH</b>	Single Roll Hardness: Hard
152.4 (6.00")	2540 (100.00")	Brass	** SHM-0076-0152-2540-BR	Single Roll Grade: Cold Rolled CDA 260 Brass Alloy, Hardness: Half Hard, Rockwell 30T 56 - 68
152.4 (6.00")	2540 (100.00")	Steel	<b>SHM-0076-0152-2540-CR</b>	Single Roll Grade: Cold Rolled Low Carbon 1008-1010, Hardness: Full Hard, Rockwell RB90 Minimum
203 (7.99")	300 (11.81")	Stainless Steel	<b>SHM-0076-0203-0300-302</b>	Single Sheet Grade: 302/304 Stainless Steel
203.2 (8.00")	304.8 (12.00")	Brass	<b>SHM-0076-0203-0305-BR</b>	Single Sheet Grade: Brass 70/30, Hardness: Half Hard
203.2 (8.00")	304.8 (12.00")	Steel	<b>SHM-0076-0203-0305-CR</b>	Single Sheet Grade: Cold Rolled Low Carbon 1008-1010
254 (10.00")	508 (20.00")	Plastic, Green	<b>SHM-0076-0254-0508-P</b>	Single Sheet
300 (11.81")	762 (30.00")	Brass	<b>SHM-0076-0300-0762-BR</b>	Single Sheet Gauge: 44
300 (11.81")	762 (30.00")	Copper	<b>SHM-0076-0300-0762-CP</b>	Single Sheet Gauge: 40
304 (11.97")	609 (23.98")	Plastic, Green	<b>SHM-0076-0305-0610-P</b>	Single Sheet
304.8 (12.00")	609.6 (24.00")	Aluminium, Green	<b>SHM-0076-0305-0610-AL</b>	Single Sheet Grade: 1100 Aluminium
508 (20.00")	508 (20.00")	Plastic, Green	<b>SHM-0076-0508-0508-P</b>	Single Sheet
508 (20.00")	1270 (50.00")	Plastic, Green	<b>SHM-0076-0508-1270-P</b>	Single Sheet

Usually stocked or Short Delivery  
 \*\* Available while stocks last \*\*

Long Delivery or Large Minimum Quantities  
 Not in current production

# Shim Sheet

Width mm (in.)	Length mm (in.)	Material	Part Number	Pack Size
<b>Thickness mm (in.): 0.080 (0.0031")</b>				
10.0 (0.39")	1000.0 (39.37")	Brass	<b>SHM-0080-0010-1000-BR</b>	Roll
10.0 (0.39")	1000.0 (39.37")	Stainless Steel	<b>SHM-0080-0010-1000-304</b>	Roll Grade: 304 Stainless
10.0 (0.39")	2000.0 (78.74")	Brass	<b>SHM-0080-0010-2000-BR</b>	Roll
10.0 (0.39")	2000.0 (78.74")	Stainless Steel	<b>SHM-0080-0010-2000-304</b>	Roll Grade: 304 Stainless
10.0 (0.39")	3000.0 (118.11")	Brass	<b>SHM-0080-0010-3000-BR</b>	Roll
10.0 (0.39")	3000.0 (118.11")	Stainless Steel	<b>SHM-0080-0010-3000-304</b>	Roll Grade: 304 Stainless
10.0 (0.39")	4000.0 (157.48")	Brass	<b>SHM-0080-0010-4000-BR</b>	Roll
10.0 (0.39")	4000.0 (157.48")	Stainless Steel	<b>SHM-0080-0010-4000-304</b>	Roll Grade: 304 Stainless
10.0 (0.39")	5000.0 (196.85")	Brass	<b>SHM-0080-0010-5000-BR</b>	Roll
10.0 (0.39")	5000.0 (196.85")	Stainless Steel	<b>SHM-0080-0010-5000-304</b>	Roll Grade: 304 Stainless
12.7 (0.50")	1000.0 (39.37")	Stainless Steel	<b>SHM-0080-0013-1000-304H</b>	Roll Grade: SUS304H Stainless
12.7 (0.50")	1000.0 (39.37")	Steel	<b>SHM-0080-0013-1000-HS</b>	Roll Grade: SK Hardened Steel
12.7 (0.50")	5000.0 (196.85")	Stainless Steel	<b>SHM-0080-0013-5000-304H</b>	Roll Grade: SUS304H Stainless
12.7 (0.50")	5000.0 (196.85")	Steel	<b>SHM-0080-0013-5000-HS</b>	Roll Grade: SK Hardened Steel
20.0 (0.79")	1000.0 (39.37")	Brass	<b>SHM-0080-0020-1000-BR</b>	Roll
20.0 (0.79")	1000.0 (39.37")	Stainless Steel	<b>SHM-0080-0020-1000-304</b>	Roll Grade: 304 Stainless
20.0 (0.79")	2000.0 (78.74")	Brass	<b>SHM-0080-0020-2000-BR</b>	Roll
20.0 (0.79")	2000.0 (78.74")	Stainless Steel	<b>SHM-0080-0020-2000-304</b>	Roll Grade: 304 Stainless
20.0 (0.79")	3000.0 (118.11")	Brass	<b>SHM-0080-0020-3000-BR</b>	Roll
20.0 (0.79")	3000.0 (118.11")	Stainless Steel	<b>SHM-0080-0020-3000-304</b>	Roll Grade: 304 Stainless
20.0 (0.79")	4000.0 (157.48")	Brass	<b>SHM-0080-0020-4000-BR</b>	Roll
20.0 (0.79")	4000.0 (157.48")	Stainless Steel	<b>SHM-0080-0020-4000-304</b>	Roll Grade: 304 Stainless
20.0 (0.79")	5000.0 (196.85")	Brass	<b>SHM-0080-0020-5000-BR</b>	Roll
20.0 (0.79")	5000.0 (196.85")	Stainless Steel	<b>SHM-0080-0020-5000-304</b>	Roll Grade: 304 Stainless
30.0 (1.18")	1000.0 (39.37")	Brass	<b>SHM-0080-0030-1000-BR</b>	Roll
30.0 (1.18")	1000.0 (39.37")	Stainless Steel	<b>SHM-0080-0030-1000-304</b>	Roll Grade: 304 Stainless
30.0 (1.18")	2000.0 (78.74")	Brass	<b>SHM-0080-0030-2000-BR</b>	Roll
30.0 (1.18")	2000.0 (78.74")	Stainless Steel	<b>SHM-0080-0030-2000-304</b>	Roll Grade: 304 Stainless
30.0 (1.18")	3000.0 (118.11")	Brass	<b>SHM-0080-0030-3000-BR</b>	Roll
30.0 (1.18")	3000.0 (118.11")	Stainless Steel	<b>SHM-0080-0030-3000-304</b>	Roll Grade: 304 Stainless
30.0 (1.18")	4000.0 (157.48")	Brass	<b>SHM-0080-0030-4000-BR</b>	Roll
30.0 (1.18")	4000.0 (157.48")	Stainless Steel	<b>SHM-0080-0030-4000-304</b>	Roll Grade: 304 Stainless
30.0 (1.18")	5000.0 (196.85")	Brass	<b>SHM-0080-0030-5000-BR</b>	Roll
30.0 (1.18")	5000.0 (196.85")	Stainless Steel	<b>SHM-0080-0030-5000-304</b>	Roll Grade: 304 Stainless
45.0 (1.77")	1000.0 (39.37")	Brass	<b>SHM-0080-0045-1000-BR</b>	Roll Grade: C2801P or C2680P
45.0 (1.77")	1000.0 (39.37")	Stainless Steel	<b>SHM-0080-0045-1000-304H</b>	Roll Grade: SUS304H Stainless

Usually stocked or Short Delivery  
 \*\* Available while stocks last \*\*

Long Delivery or Large Minimum Quantities  
 Not in current production

# Shim Sheet

Width mm (in.)	Length mm (in.)	Material	Part Number	Pack Size
<b>Thickness mm (in.): 0.080 (0.0031")</b>				
45.0 (1.77")	1000.0 (39.37")	Steel	<b>SHM-0080-0045-1000-HS</b>	Roll Grade: SK Hardened Steel
50.0 (1.97")	1000.0 (39.37")	Brass	<b>SHM-0080-0050-1000-BR</b>	Roll
50.0 (1.97")	1000.0 (39.37")	Stainless Steel	<b>SHM-0080-0050-1000-304</b>	Roll Grade: 304 Stainless
50.0 (1.97")	2000.0 (78.74")	Brass	<b>SHM-0080-0050-2000-BR</b>	Roll
50.0 (1.97")	2000.0 (78.74")	Stainless Steel	<b>SHM-0080-0050-2000-304</b>	Roll Grade: 304 Stainless
50.0 (1.97")	3000.0 (118.11")	Brass	<b>SHM-0080-0050-3000-BR</b>	Roll
50.0 (1.97")	3000.0 (118.11")	Stainless Steel	<b>SHM-0080-0050-3000-304</b>	Roll Grade: 304 Stainless
50.0 (1.97")	4000.0 (157.48")	Brass	<b>SHM-0080-0050-4000-BR</b>	Roll
50.0 (1.97")	4000.0 (157.48")	Stainless Steel	<b>SHM-0080-0050-4000-304</b>	Roll Grade: 304 Stainless
50.0 (1.97")	5000.0 (196.85")	Brass	<b>SHM-0080-0050-5000-BR</b>	Roll
50.0 (1.97")	5000.0 (196.85")	Stainless Steel	<b>SHM-0080-0050-5000-304</b>	Roll Grade: 304 Stainless
100.0 (3.94")	1000.0 (39.37")	Brass	<b>SHM-0080-0100-1000-BR</b>	Roll
100.0 (3.94")	1000.0 (39.37")	Stainless Steel	<b>SHM-0080-0100-1000-304</b>	Roll Grade: 304 Stainless
100.0 (3.94")	1500.0 (59.06")	Stainless Steel	<b>SHM-0080-0100-1500-304H</b>	Roll Grade: SUS304H Stainless
100.0 (3.94")	2000.0 (78.74")	Brass	<b>SHM-0080-0100-2000-BR</b>	Roll
100.0 (3.94")	2000.0 (78.74")	Stainless Steel	<b>SHM-0080-0100-2000-304</b>	Roll Grade: 304 Stainless
100.0 (3.94")	3000.0 (118.11")	Brass	<b>SHM-0080-0100-3000-BR</b>	Roll
100.0 (3.94")	3000.0 (118.11")	Stainless Steel	<b>SHM-0080-0100-3000-304</b>	Roll Grade: 304 Stainless
100.0 (3.94")	4000.0 (157.48")	Brass	<b>SHM-0080-0100-4000-BR</b>	Roll
100.0 (3.94")	4000.0 (157.48")	Stainless Steel	<b>SHM-0080-0100-4000-304</b>	Roll Grade: 304 Stainless
100.0 (3.94")	5000.0 (196.85")	Brass	<b>SHM-0080-0100-5000-BR</b>	Roll
100.0 (3.94")	5000.0 (196.85")	Stainless Steel	<b>SHM-0080-0100-5000-304</b>	Roll Grade: 304 Stainless
<b>Thickness mm (in.): 0.090 (0.0035")</b>				
12.7 (0.50")	1000.0 (39.37")	Stainless Steel	<b>SHM-0090-0013-1000-304H</b>	Roll Grade: SUS304H Stainless
12.7 (0.50")	1000.0 (39.37")	Steel	<b>SHM-0090-0013-1000-HS</b>	Roll Grade: SK Hardened Steel
12.7 (0.50")	5000.0 (196.85")	Stainless Steel	<b>SHM-0090-0013-5000-304H</b>	Roll Grade: SUS304H Stainless
12.7 (0.50")	5000.0 (196.85")	Steel	<b>SHM-0090-0013-5000-HS</b>	Roll Grade: SK Hardened Steel
45.0 (1.77")	1000.0 (39.37")	Stainless Steel	<b>SHM-0090-0045-1000-304H</b>	Roll Grade: SUS304H Stainless
45.0 (1.77")	1000.0 (39.37")	Steel	<b>SHM-0090-0045-1000-HS</b>	Roll Grade: SK Hardened Steel
<b>Thickness mm (in.): 0.100 (0.0039")</b>				
10.0 (0.39")	1000.0 (39.37")	Brass	<b>SHM-0100-0010-1000-BR</b>	Roll
10.0 (0.39")	1000.0 (39.37")	Stainless Steel	<b>SHM-0100-0010-1000-304</b>	Roll Grade: 304 Stainless
10.0 (0.39")	2000.0 (78.74")	Brass	<b>SHM-0100-0010-2000-BR</b>	Roll
10.0 (0.39")	2000.0 (78.74")	Stainless Steel	<b>SHM-0100-0010-2000-304</b>	Roll Grade: 304 Stainless
10.0 (0.39")	3000.0 (118.11")	Brass	<b>SHM-0100-0010-3000-BR</b>	Roll
10.0 (0.39")	3000.0 (118.11")	Stainless Steel	<b>SHM-0100-0010-3000-304</b>	Roll Grade: 304 Stainless
10.0 (0.39")	4000.0 (157.48")	Brass	<b>SHM-0100-0010-4000-BR</b>	Roll

Usually stocked or Short Delivery  
 \*\* Available while stocks last \*\*

Long Delivery or Large Minimum Quantities  
 Not in current production

# Shim Sheet

Width mm (in.)	Length mm (in.)	Material	Part Number	Pack Size
<b>Thickness mm (in.): 0.100 (0.0039")</b>				
10.0 (0.39")	4000.0 (157.48")	Stainless Steel	<b>SHM-0100-0010-4000-304</b>	Roll Grade: 304 Stainless
10.0 (0.39")	5000.0 (196.85")	Brass	<b>SHM-0100-0010-5000-BR</b>	Roll
10.0 (0.39")	5000.0 (196.85")	Stainless Steel	<b>SHM-0100-0010-5000-304</b>	Roll Grade: 304 Stainless
12.7 (0.50")	1000.0 (39.37")	Stainless Steel	<b>SHM-0100-0013-1000-304H</b>	Roll Grade: SUS304H Stainless
12.7 (0.50")	1000.0 (39.37")	Steel	<b>SHM-0100-0013-1000-HS</b>	Roll Grade: SK Hardened Steel
12.7 (0.50")	5000.0 (196.85")	Stainless Steel	<b>SHM-0100-0013-5000-304H</b>	Roll Grade: SUS304H Stainless
12.7 (0.50")	5000.0 (196.85")	Steel	<b>SHM-0100-0013-5000-HS</b>	Roll Grade: SK Hardened Steel
20.0 (0.79")	1000.0 (39.37")	Brass	<b>SHM-0100-0020-1000-BR</b>	Roll
20.0 (0.79")	1000.0 (39.37")	Stainless Steel	<b>SHM-0100-0020-1000-304</b>	Roll Grade: 304 Stainless
20.0 (0.79")	2000.0 (78.74")	Brass	<b>SHM-0100-0020-2000-BR</b>	Roll
20.0 (0.79")	2000.0 (78.74")	Stainless Steel	<b>SHM-0100-0020-2000-304</b>	Roll Grade: 304 Stainless
20.0 (0.79")	3000.0 (118.11")	Brass	<b>SHM-0100-0020-3000-BR</b>	Roll
20.0 (0.79")	3000.0 (118.11")	Stainless Steel	<b>SHM-0100-0020-3000-304</b>	Roll Grade: 304 Stainless
20.0 (0.79")	4000.0 (157.48")	Brass	<b>SHM-0100-0020-4000-BR</b>	Roll
20.0 (0.79")	4000.0 (157.48")	Stainless Steel	<b>SHM-0100-0020-4000-304</b>	Roll Grade: 304 Stainless
20.0 (0.79")	5000.0 (196.85")	Brass	<b>SHM-0100-0020-5000-BR</b>	Roll
20.0 (0.79")	5000.0 (196.85")	Stainless Steel	<b>SHM-0100-0020-5000-304</b>	Roll Grade: 304 Stainless
30.0 (1.18")	1000.0 (39.37")	Brass	<b>SHM-0100-0030-1000-BR</b>	Roll
30.0 (1.18")	1000.0 (39.37")	Stainless Steel	<b>SHM-0100-0030-1000-304</b>	Roll Grade: 304 Stainless
30.0 (1.18")	2000.0 (78.74")	Brass	<b>SHM-0100-0030-2000-BR</b>	Roll
30.0 (1.18")	2000.0 (78.74")	Stainless Steel	<b>SHM-0100-0030-2000-304</b>	Roll Grade: 304 Stainless
30.0 (1.18")	3000.0 (118.11")	Brass	<b>SHM-0100-0030-3000-BR</b>	Roll
30.0 (1.18")	3000.0 (118.11")	Stainless Steel	<b>SHM-0100-0030-3000-304</b>	Roll Grade: 304 Stainless
30.0 (1.18")	4000.0 (157.48")	Brass	<b>SHM-0100-0030-4000-BR</b>	Roll
30.0 (1.18")	4000.0 (157.48")	Stainless Steel	<b>SHM-0100-0030-4000-304</b>	Roll Grade: 304 Stainless
30.0 (1.18")	5000.0 (196.85")	Brass	<b>SHM-0100-0030-5000-BR</b>	Roll
30.0 (1.18")	5000.0 (196.85")	Stainless Steel	<b>SHM-0100-0030-5000-304</b>	Roll Grade: 304 Stainless
45.0 (1.77")	1000.0 (39.37")	Stainless Steel	<b>SHM-0100-0045-1000-304H</b>	Roll Grade: SUS304H Stainless
45.0 (1.77")	1000.0 (39.37")	Steel	<b>SHM-0100-0045-1000-HS</b>	Roll Grade: SK Hardened Steel
50.0 (1.97")	50.0 (1.97")	Aluminium	<b>SHM-0100-0050-0050-AL</b>	Single Sheet
50.0 (1.97")	50.0 (1.97")	Brass	<b>SHM-0100-0050-0050-BR</b>	Single Sheet
50.0 (1.97")	50.0 (1.97")	Copper	<b>SHM-0100-0050-0050-CP</b>	Single Sheet
50.0 (1.97")	50.0 (1.97")	Stainless Steel	<b>SHM-0100-0050-0050-304</b>	Single Sheet Grade: 304 Stainless
50.0 (1.97")	50.0 (1.97")	Steel	<b>SHM-0100-0050-0050-CRH</b>	Single Sheet Grade: Hardened Steel HRC42~46
50.0 (1.97")	50.0 (1.97")	Steel	<b>SHM-0100-0050-0050-CR</b>	Single Sheet Grade: Cold Rolled Steel
50.0 (1.97")	1000.0 (39.37")	Brass	<b>SHM-0100-0050-1000-BR</b>	Roll



Usually stocked or Short Delivery



\*\* Available while stocks last \*\*



Long Delivery or Large Minimum Quantities



Not in current production

# Shim Sheet

Width mm (in.)	Length mm (in.)	Material	Part Number	Pack Size
<b>Thickness mm (in.): 0.100 (0.0039")</b>				
50.0 (1.97")	1000.0 (39.37")	Stainless Steel	<b>SHM-0100-0050-1000-304</b>	Roll Grade: 304 Stainless
50.0 (1.97")	2000.0 (78.74")	Brass	<b>SHM-0100-0050-2000-BR</b>	Roll
50.0 (1.97")	2000.0 (78.74")	Stainless Steel	<b>SHM-0100-0050-2000-304</b>	Roll Grade: 304 Stainless
50.0 (1.97")	3000.0 (118.11")	Brass	<b>SHM-0100-0050-3000-BR</b>	Roll
50.0 (1.97")	3000.0 (118.11")	Stainless Steel	<b>SHM-0100-0050-3000-304</b>	Roll Grade: 304 Stainless
50.0 (1.97")	4000.0 (157.48")	Brass	<b>SHM-0100-0050-4000-BR</b>	Roll
50.0 (1.97")	4000.0 (157.48")	Stainless Steel	<b>SHM-0100-0050-4000-304</b>	Roll Grade: 304 Stainless
50.0 (1.97")	5000.0 (196.85")	Brass	<b>SHM-0100-0050-5000-BR</b>	Roll
50.0 (1.97")	5000.0 (196.85")	Stainless Steel	<b>SHM-0100-0050-5000-304</b>	Roll Grade: 304 Stainless
100.0 (3.94")	50.0 (1.97")	Aluminium	<b>SHM-0100-0100-0050-AL</b>	Single Sheet
100.0 (3.94")	50.0 (1.97")	Brass	<b>SHM-0100-0100-0050-BR</b>	Single Sheet
100.0 (3.94")	50.0 (1.97")	Copper	<b>SHM-0100-0100-0050-CP</b>	Single Sheet
100.0 (3.94")	50.0 (1.97")	Stainless Steel	<b>SHM-0100-0100-0050-304</b>	Single Sheet Grade: 304 Stainless
100.0 (3.94")	50.0 (1.97")	Steel	<b>SHM-0100-0100-0050-CR</b>	Single Sheet Grade: Cold Rolled Steel
100.0 (3.94")	50.0 (1.97")	Steel	<b>SHM-0100-0100-0050-CRH</b>	Single Sheet Grade: Hardened Steel HRC42~46
100.0 (3.94")	100.0 (3.94")	Aluminium	<b>SHM-0100-0100-0100-AL</b>	Single Sheet
100.0 (3.94")	100.0 (3.94")	Brass	<b>SHM-0100-0100-0100-BR</b>	Single Sheet
100.0 (3.94")	100.0 (3.94")	Copper	<b>SHM-0100-0100-0100-CP</b>	Single Sheet
100.0 (3.94")	100.0 (3.94")	Stainless Steel	<b>SHM-0100-0100-0100-304</b>	Single Sheet Grade: 304 Stainless
100.0 (3.94")	100.0 (3.94")	Steel	<b>SHM-0100-0100-0100-CRH</b>	Single Sheet Grade: Hardened Steel HRC42~46
100.0 (3.94")	100.0 (3.94")	Steel	<b>SHM-0100-0100-0100-CR</b>	Single Sheet Grade: Cold Rolled Steel
100.0 (3.94")	1000 (39.37")	Titanium, Natural	** SHM-0100-0100-1000-CP1	Roll Grade: CP1, Hardness: HRB 80
100.0 (3.94")	1000.0 (39.37")	Brass	<b>SHM-0100-0100-1000-BR</b>	Roll
100.0 (3.94")	1000.0 (39.37")	Stainless Steel	<b>SHM-0100-0100-1000-304</b>	Roll Grade: 304 Stainless
100.0 (3.94")	1500.0 (59.06")	Stainless Steel	<b>SHM-0100-0100-1500-304H</b>	Roll Grade: SUS304H Stainless
100.0 (3.94")	2000.0 (78.74")	Brass	<b>SHM-0100-0100-2000-BR</b>	Roll
100.0 (3.94")	2000.0 (78.74")	Stainless Steel	<b>SHM-0100-0100-2000-304</b>	Roll Grade: 304 Stainless
100.0 (3.94")	3000.0 (118.11")	Brass	<b>SHM-0100-0100-3000-BR</b>	Roll
100.0 (3.94")	3000.0 (118.11")	Stainless Steel	<b>SHM-0100-0100-3000-304</b>	Roll Grade: 304 Stainless
100.0 (3.94")	4000.0 (157.48")	Brass	<b>SHM-0100-0100-4000-BR</b>	Roll
100.0 (3.94")	4000.0 (157.48")	Stainless Steel	<b>SHM-0100-0100-4000-304</b>	Roll Grade: 304 Stainless
100.0 (3.94")	5000.0 (196.85")	Brass	<b>SHM-0100-0100-5000-BR</b>	Roll
100.0 (3.94")	5000.0 (196.85")	Stainless Steel	<b>SHM-0100-0100-5000-304</b>	Roll Grade: 304 Stainless
150.0 (5.91")	50.0 (1.97")	Aluminium	<b>SHM-0100-0150-0050-AL</b>	Single Sheet
150.0 (5.91")	50.0 (1.97")	Brass	<b>SHM-0100-0150-0050-BR</b>	Single Sheet
150.0 (5.91")	50.0 (1.97")	Copper	<b>SHM-0100-0150-0050-CP</b>	Single Sheet
150.0 (5.91")	50.0 (1.97")	Stainless Steel	<b>SHM-0100-0150-0050-304</b>	Single Sheet Grade: 304 Stainless

Usually stocked or Short Delivery  
 \*\* Available while stocks last \*\*

Long Delivery or Large Minimum Quantities  
 Not in current production

# Shim Sheet

Width mm (in.)	Length mm (in.)	Material	Part Number	Pack Size
<b>Thickness mm (in.): 0.100 (0.0039")</b>				
150.0 (5.91")	50.0 (1.97")	Steel	SHM-0100-0150-0050-CR	Single Sheet Grade: Cold Rolled Steel
150.0 (5.91")	50.0 (1.97")	Steel	SHM-0100-0150-0050-CRH	Single Sheet Grade: Hardened Steel HRC42~46
150.0 (5.91")	100.0 (3.94")	Aluminium	SHM-0100-0150-0100-AL	Single Sheet
150.0 (5.91")	100.0 (3.94")	Brass	SHM-0100-0150-0100-BR	Single Sheet
150.0 (5.91")	100.0 (3.94")	Copper	SHM-0100-0150-0100-CP	Single Sheet
150.0 (5.91")	100.0 (3.94")	Stainless Steel	SHM-0100-0150-0100-304	Single Sheet Grade: 304 Stainless
150.0 (5.91")	100.0 (3.94")	Steel	SHM-0100-0150-0100-CR	Single Sheet Grade: Cold Rolled Steel
150.0 (5.91")	100.0 (3.94")	Steel	SHM-0100-0150-0100-CRH	Single Sheet Grade: Hardened Steel HRC42~46
150.0 (5.91")	150.0 (5.91")	Aluminium	SHM-0100-0150-0150-AL	Single Sheet
150.0 (5.91")	150.0 (5.91")	Brass	SHM-0100-0150-0150-BR	Single Sheet
150.0 (5.91")	150.0 (5.91")	Copper	SHM-0100-0150-0150-CP	Single Sheet
150.0 (5.91")	150.0 (5.91")	Stainless Steel	SHM-0100-0150-0150-304	Single Sheet Grade: 304 Stainless
150.0 (5.91")	150.0 (5.91")	Steel	SHM-0100-0150-0150-CR	Single Sheet Grade: Cold Rolled Steel
150.0 (5.91")	2500.0 (98.43")	Brass	SHM-0100-0150-2500-BR	Roll
150.0 (5.91")	2500.0 (98.43")	Stainless Steel	SHM-0100-0150-2500-304	Roll Grade: 304 Stainless
200.0 (7.87")	50.0 (1.97")	Aluminium	SHM-0100-0200-0050-AL	Single Sheet
200.0 (7.87")	50.0 (1.97")	Brass	SHM-0100-0200-0050-BR	Single Sheet
200.0 (7.87")	50.0 (1.97")	Copper	SHM-0100-0200-0050-CP	Single Sheet
200.0 (7.87")	50.0 (1.97")	Stainless Steel	SHM-0100-0200-0050-304	Single Sheet Grade: 304 Stainless
200.0 (7.87")	50.0 (1.97")	Steel	SHM-0100-0200-0050-CR	Single Sheet Grade: Cold Rolled Steel
200.0 (7.87")	50.0 (1.97")	Steel	SHM-0100-0200-0050-CRH	Single Sheet Grade: Hardened Steel HRC42~46
200.0 (7.87")	100.0 (3.94")	Aluminium	SHM-0100-0200-0100-AL	Single Sheet
200.0 (7.87")	100.0 (3.94")	Brass	SHM-0100-0200-0100-BR	Single Sheet
200.0 (7.87")	100.0 (3.94")	Copper	SHM-0100-0200-0100-CP	Single Sheet
200.0 (7.87")	100.0 (3.94")	Stainless Steel	SHM-0100-0200-0100-304	Single Sheet Grade: 304 Stainless
200.0 (7.87")	100.0 (3.94")	Steel	SHM-0100-0200-0100-CR	Single Sheet Grade: Cold Rolled Steel
200.0 (7.87")	100.0 (3.94")	Steel	SHM-0100-0200-0100-CRH	Single Sheet Grade: Hardened Steel HRC42~46
200.0 (7.87")	150.0 (5.91")	Aluminium	SHM-0100-0200-0150-AL	Single Sheet
200.0 (7.87")	150.0 (5.91")	Brass	SHM-0100-0200-0150-BR	Single Sheet
200.0 (7.87")	150.0 (5.91")	Copper	SHM-0100-0200-0150-CP	Single Sheet
200.0 (7.87")	150.0 (5.91")	Stainless Steel	SHM-0100-0200-0150-304	Single Sheet Grade: 304 Stainless
200.0 (7.87")	150.0 (5.91")	Steel	SHM-0100-0200-0150-CR	Single Sheet Grade: Cold Rolled Steel
200.0 (7.87")	200.0 (7.87")	Aluminium	SHM-0100-0200-0200-AL	Single Sheet
200 (7.87")	200 (7.87")	Brass	** SHM-0100-0200-0200-BR	Single Sheet Grade: Brass Alloy H62, Hardness: Economy Chinese - Measurements are approximate
200.0 (7.87")	200.0 (7.87")	Copper	SHM-0100-0200-0200-CP	Single Sheet
200.0 (7.87")	200.0 (7.87")	Stainless Steel	SHM-0100-0200-0200-304	Single Sheet Grade: 304 Stainless
200.0 (7.87")	200.0 (7.87")	Steel	SHM-0100-0200-0200-CR	Single Sheet Grade: Cold Rolled Steel
250.0 (9.84")	50.0 (1.97")	Aluminium	SHM-0100-0250-0050-AL	Single Sheet

Usually stocked or Short Delivery  
 \*\* Available while stocks last \*\*

Long Delivery or Large Minimum Quantities  
 Not in current production



# Shim Sheet

Width mm (in.)	Length mm (in.)	Material	Part Number	Pack Size
<b>Thickness mm (in.): 0.100 (0.0039")</b>				
250.0 (9.84")	50.0 (1.97")	Brass	<b>SHM-0100-0250-0050-BR</b>	Single Sheet
250.0 (9.84")	50.0 (1.97")	Copper	<b>SHM-0100-0250-0050-CP</b>	Single Sheet
250.0 (9.84")	50.0 (1.97")	Stainless Steel	<b>SHM-0100-0250-0050-304</b>	Single Sheet Grade: 304 Stainless
250.0 (9.84")	50.0 (1.97")	Steel	<b>SHM-0100-0250-0050-CR</b>	Single Sheet Grade: Cold Rolled Steel
250.0 (9.84")	50.0 (1.97")	Steel	<b>SHM-0100-0250-0050-CRH</b>	Single Sheet Grade: Hardened Steel HRC42~46
250.0 (9.84")	100.0 (3.94")	Aluminium	<b>SHM-0100-0250-0100-AL</b>	Single Sheet
250.0 (9.84")	100.0 (3.94")	Brass	<b>SHM-0100-0250-0100-BR</b>	Single Sheet
250.0 (9.84")	100.0 (3.94")	Copper	<b>SHM-0100-0250-0100-CP</b>	Single Sheet
250.0 (9.84")	100.0 (3.94")	Stainless Steel	<b>SHM-0100-0250-0100-304</b>	Single Sheet Grade: 304 Stainless
250.0 (9.84")	100.0 (3.94")	Steel	<b>SHM-0100-0250-0100-CRH</b>	Single Sheet Grade: Hardened Steel HRC42~46
250.0 (9.84")	100.0 (3.94")	Steel	<b>SHM-0100-0250-0100-CR</b>	Single Sheet Grade: Cold Rolled Steel
250.0 (9.84")	150.0 (5.91")	Aluminium	<b>SHM-0100-0250-0150-AL</b>	Single Sheet
250.0 (9.84")	150.0 (5.91")	Brass	<b>SHM-0100-0250-0150-BR</b>	Single Sheet
250.0 (9.84")	150.0 (5.91")	Copper	<b>SHM-0100-0250-0150-CP</b>	Single Sheet
250.0 (9.84")	150.0 (5.91")	Stainless Steel	<b>SHM-0100-0250-0150-304</b>	Single Sheet Grade: 304 Stainless
250.0 (9.84")	150.0 (5.91")	Steel	<b>SHM-0100-0250-0150-CR</b>	Single Sheet Grade: Cold Rolled Steel
250.0 (9.84")	200.0 (7.87")	Aluminium	<b>SHM-0100-0250-0200-AL</b>	Single Sheet
250.0 (9.84")	200.0 (7.87")	Brass	<b>SHM-0100-0250-0200-BR</b>	Single Sheet
250.0 (9.84")	200.0 (7.87")	Copper	<b>SHM-0100-0250-0200-CP</b>	Single Sheet
250.0 (9.84")	200.0 (7.87")	Stainless Steel	<b>SHM-0100-0250-0200-304</b>	Single Sheet Grade: 304 Stainless
250.0 (9.84")	200.0 (7.87")	Steel	<b>SHM-0100-0250-0200-CR</b>	Single Sheet Grade: Cold Rolled Steel
250.0 (9.84")	250.0 (9.84")	Aluminium	<b>SHM-0100-0250-0250-AL</b>	Single Sheet
250.0 (9.84")	250.0 (9.84")	Brass	<b>SHM-0100-0250-0250-BR</b>	Single Sheet
250.0 (9.84")	250.0 (9.84")	Copper	<b>SHM-0100-0250-0250-CP</b>	Single Sheet
250.0 (9.84")	250.0 (9.84")	Stainless Steel	<b>SHM-0100-0250-0250-304</b>	Single Sheet Grade: 304 Stainless
250.0 (9.84")	250.0 (9.84")	Steel	<b>SHM-0100-0250-0250-CR</b>	Single Sheet Grade: Cold Rolled Steel
300.0 (11.81")	50.0 (1.97")	Aluminium	<b>SHM-0100-0300-0050-AL</b>	Single Sheet
300.0 (11.81")	50.0 (1.97")	Brass	<b>SHM-0100-0300-0050-BR</b>	Single Sheet
300.0 (11.81")	50.0 (1.97")	Copper	<b>SHM-0100-0300-0050-CP</b>	Single Sheet
300.0 (11.81")	50.0 (1.97")	Stainless Steel	<b>SHM-0100-0300-0050-304</b>	Single Sheet Grade: 304 Stainless
300.0 (11.81")	50.0 (1.97")	Steel	<b>SHM-0100-0300-0050-CR</b>	Single Sheet Grade: Cold Rolled Steel
300.0 (11.81")	50.0 (1.97")	Steel	<b>SHM-0100-0300-0050-CRH</b>	Single Sheet Grade: Hardened Steel HRC42~46
300.0 (11.81")	100.0 (3.94")	Aluminium	<b>SHM-0100-0300-0100-AL</b>	Single Sheet
300.0 (11.81")	100.0 (3.94")	Brass	<b>SHM-0100-0300-0100-BR</b>	Single Sheet
300.0 (11.81")	100.0 (3.94")	Copper	<b>SHM-0100-0300-0100-CP</b>	Single Sheet
300.0 (11.81")	100.0 (3.94")	Stainless Steel	<b>SHM-0100-0300-0100-304</b>	Single Sheet Grade: 304 Stainless
300.0 (11.81")	100.0 (3.94")	Steel	<b>SHM-0100-0300-0100-CR</b>	Single Sheet Grade: Cold Rolled Steel
300.0 (11.81")	100.0 (3.94")	Steel	<b>SHM-0100-0300-0100-CRH</b>	Single Sheet Grade: Hardened Steel HRC42~46
300.0 (11.81")	150.0 (5.91")	Aluminium	<b>SHM-0100-0300-0150-AL</b>	Single Sheet



Usually stocked or Short Delivery



Long Delivery or Large Minimum Quantities



\*\* Available while stocks last \*\*







Not in current production



# Shim Sheet



Width mm (in.)	Length mm (in.)	Material	Part Number	Pack Size
<b>Thickness mm (in.): 0.100 (0.0039")</b>				
300.0 (11.81")	150.0 (5.91")	Brass	<b>SHM-0100-0300-0150-BR</b>	Single Sheet
300.0 (11.81")	150.0 (5.91")	Copper	<b>SHM-0100-0300-0150-CP</b>	Single Sheet
300.0 (11.81")	150.0 (5.91")	Stainless Steel	<b>SHM-0100-0300-0150-304</b>	Single Sheet Grade: 304 Stainless
300.0 (11.81")	150.0 (5.91")	Steel	<b>SHM-0100-0300-0150-CR</b>	Single Sheet Grade: Cold Rolled Steel
300.0 (11.81")	200.0 (7.87")	Aluminium	<b>SHM-0100-0300-0200-AL</b>	Single Sheet
300.0 (11.81")	200.0 (7.87")	Brass	<b>SHM-0100-0300-0200-BR</b>	Single Sheet
300.0 (11.81")	200.0 (7.87")	Copper	<b>SHM-0100-0300-0200-CP</b>	Single Sheet
300.0 (11.81")	200.0 (7.87")	Stainless Steel	<b>SHM-0100-0300-0200-304</b>	Single Sheet Grade: 304 Stainless
300.0 (11.81")	200.0 (7.87")	Steel	<b>SHM-0100-0300-0200-CR</b>	Single Sheet Grade: Cold Rolled Steel
300.0 (11.81")	250.0 (9.84")	Aluminium	<b>SHM-0100-0300-0250-AL</b>	Single Sheet
300.0 (11.81")	250.0 (9.84")	Brass	<b>SHM-0100-0300-0250-BR</b>	Single Sheet
300.0 (11.81")	250.0 (9.84")	Copper	<b>SHM-0100-0300-0250-CP</b>	Single Sheet
300.0 (11.81")	250.0 (9.84")	Stainless Steel	<b>SHM-0100-0300-0250-304</b>	Single Sheet Grade: 304 Stainless
300.0 (11.81")	250.0 (9.84")	Steel	<b>SHM-0100-0300-0250-CR</b>	Single Sheet Grade: Cold Rolled Steel
300.0 (11.81")	300.0 (11.81")	Aluminium	<b>SHM-0100-0300-0300-AL</b>	Single Sheet
300.0 (11.81")	300.0 (11.81")	Brass	<b>SHM-0100-0300-0300-BR</b>	Single Sheet
300.0 (11.81")	300.0 (11.81")	Copper	<b>SHM-0100-0300-0300-CP</b>	Single Sheet
300.0 (11.81")	300.0 (11.81")	Stainless Steel	<b>SHM-0100-0300-0300-304</b>	Single Sheet Grade: 304 Stainless
300.0 (11.81")	300.0 (11.81")	Steel	<b>SHM-0100-0300-0300-CR</b>	Single Sheet Grade: Cold Rolled Steel
<b>Thickness mm (in.): 0.102 (0.0040")</b>				
127 (5.00")	508 (20.00")	Plastic, Tan	<b>SHM-0102-0127-0508-P</b>	Single Sheet
150 (5.91")	3000 (118.11")	Brass	<b>SHM-0102-0150-3000-BR</b>	Single Roll
152.4 (6.00")	609.6 (24.00")	Aluminium, Tan	<b>SHM-0102-0152-0610-AL</b>	Single Sheet Grade: 1100 Aluminium
152.4 (6.00")	1270 (50.00")	Stainless Steel	<b>SHM-0102-0152-1270-302</b>	Single Roll Grade: Cold Rolled 302 Stainless Steel, Hardness: Full Hard, Rockwell C40-45
152.4 (6.00")	2540 (100.00")	Brass	<b>SHM-0102-0152-2540-BR</b>	Single Roll Grade: Cold Rolled CDA 260 Brass Alloy, Hardness: Half Hard, Rockwell 30T 56 - 68
152.4 (6.00")	2540 (100.00")	Steel	<b>SHM-0102-0152-2540-CR</b>	Single Roll Grade: Cold Rolled Low Carbon 1008-1010, Hardness: Full Hard, Rockwell RB90 Minimum
203 (7.99")	300 (11.81")	Stainless Steel	<b>SHM-0102-0203-0300-302</b>	Single Sheet Grade: 302/304 Stainless Steel
203.2 (8.00")	304.8 (12.00")	Brass	<b>SHM-0102-0203-0305-BR</b>	Single Sheet Grade: Brass 70/30, Hardness: Half Hard
203.2 (8.00")	304.8 (12.00")	Steel	<b>SHM-0102-0203-0305-CR</b>	Single Sheet Grade: Cold Rolled Low Carbon 1008-1010
254 (10.00")	508 (20.00")	Plastic, Tan	<b>SHM-0102-0254-0508-P</b>	Single Sheet
304 (11.97")	609 (23.98")	Plastic, Tan	<b>SHM-0102-0305-0610-P</b>	Single Sheet
304.8 (12.00")	609.6 (24.00")	Aluminium, Pink	<b>SHM-0102-0305-0610-AL-PK</b>	Single Roll Grade: 1100 Aluminium
304.8 (12.00")	609.6 (24.00")	Aluminium, Purple	<b>SHM-0102-0305-0610-AL-PU</b>	Single Roll Grade: 1100 Aluminium
304.8 (12.00")	609.6 (24.00")	Aluminium, Gold	<b>SHM-0102-0305-0610-AL-GL</b>	Single Roll Grade: 1100 Aluminium
304.8 (12.00")	609.6 (24.00")	Aluminium, Tan	<b>SHM-0102-0305-0610-AL</b>	Single Sheet Grade: 1100 Aluminium
304.8 (12.00")	609.6 (24.00")	Aluminium, Blue	<b>SHM-0102-0305-0610-AL-B</b>	Single Roll Grade: 1100 Aluminium
304.8 (12.00")	609.6 (24.00")	Aluminium, Green	<b>SHM-0102-0305-0610-AL-GR</b>	Single Roll Grade: 1100 Aluminium



 Usually stocked or Short Delivery  
 \*\* Available while stocks last \*\*

 Long Delivery or Large Minimum Quantities  
 Not in current production

# Shim Sheet

Width mm (in.)	Length mm (in.)	Material	Part Number	Pack Size
<b>Thickness mm (in.): 0.102 (0.0040")</b>				
508 (20.00")	508 (20.00")	Plastic, Tan	SHM-0102-0508-0508-P	Single Sheet
508 (20.00")	1270 (50.00")	Plastic, Tan	SHM-0102-0508-1270-P	Single Sheet
<b>Thickness mm (in.): 0.127 (0.0050")</b>				
101.6 (4.00")	254 (10.00")	Brass	<b>SHM-0127-0102-0254-BR</b>	Single Sheet Gauge: 36
127 (5.00")	508 (20.00")	Plastic, Blue	<b>SHM-0127-0127-0508-P</b>	Pack of 5 Sheets
152.4 (6.00")	609.6 (24.00")	Aluminium, Blue	<b>SHM-0127-0152-0610-AL</b>	Single Sheet Grade: 1100 Aluminium
152.4 (6.00")	1270 (50.00")	Stainless Steel	<b>SHM-0127-0152-1270-302</b>	Single Roll Grade: Cold Rolled 302 Stainless Steel, Hardness: Full Hard, Rockwell C40-45
152.4 (6.00")	2540 (100.00")	Brass	SHM-0127-0152-2540-BR	Single Roll Grade: Cold Rolled CDA 260 Brass Alloy, Hardness: Half Hard, Rockwell 30T 56 - 68
152.4 (6.00")	2540 (100.00")	Brass	<b>SHM-0127-0152-2540-BRH</b>	Single Roll Hardness: Hard
152.4 (6.00")	2540 (100.00")	Steel	<b>SHM-0127-0152-2540-CR</b>	Single Roll Grade: Cold Rolled Low Carbon 1008-1010, Hardness: Full Hard, Rockwell RB90 Minimum
152.4 (6.00")	4572 (180.00")	Steel	<b>SHM-0127-0152-4572-CR</b>	Single Roll Grade: Cold Rolled Low Carbon 1008-1010
203 (7.99")	300 (11.81")	Stainless Steel	<b>SHM-0127-0203-0300-302</b>	Single Sheet Grade: 302/304 Stainless Steel
203.2 (8.00")	304.8 (12.00")	Brass	<b>SHM-0127-0203-0305-BR</b>	Single Sheet Grade: Brass 70/30, Hardness: Half Hard
203.2 (8.00")	304.8 (12.00")	Steel	<b>SHM-0127-0203-0305-CR</b>	Single Sheet Grade: Cold Rolled Low Carbon 1008-1010
254 (10.00")	508 (20.00")	Plastic, Blue	SHM-0127-0254-0508-P	Single Sheet
300 (11.81")	762 (30.00")	Aluminium, Self Colour	<b>SHM-0127-0300-0762-AL</b>	Single Roll Grade: Commercial
300 (11.81")	762 (30.00")	Brass	<b>SHM-0127-0300-0762-BR</b>	Single Sheet Gauge: 36
300 (11.81")	762 (30.00")	Copper	<b>SHM-0127-0300-0762-CP</b>	Single Sheet Gauge: 36
304 (11.97")	609 (23.98")	Plastic, Blue	SHM-0127-0305-0610-P	Single Sheet
304.8 (12.00")	609.6 (24.00")	Aluminium, Blue	<b>SHM-0127-0305-0610-AL</b>	Single Sheet Grade: 1100 Aluminium
508 (20.00")	508 (20.00")	Plastic, Blue	SHM-0127-0508-0508-P	Single Sheet
508 (20.00")	1270 (50.00")	Plastic, Blue	SHM-0127-0508-1270-P	Single Sheet
<b>Thickness mm (in.): 0.13 (0.0051")</b>				
300 (11.81")	150 (5.91")	Styrene, Clear	SHT-0013-0300-0150-ABS-C	
300 (11.81")	150 (5.91")	Styrene, White	SHT-0013-0300-0150-ABS-W	
<b>Thickness mm (in.): 0.150 (0.0059")</b>				
12.7 (0.50")	1000.0 (39.37")	Stainless Steel	<b>SHM-0150-0013-1000-304H</b>	Roll Grade: SUS304H Stainless
12.7 (0.50")	1000.0 (39.37")	Steel	<b>SHM-0150-0013-1000-HS</b>	Roll Grade: SK Hardened Steel
12.7 (0.50")	5000.0 (196.85")	Stainless Steel	<b>SHM-0150-0013-5000-304H</b>	Roll Grade: SUS304H Stainless
12.7 (0.50")	5000.0 (196.85")	Steel	<b>SHM-0150-0013-5000-HS</b>	Roll Grade: SK Hardened Steel
45.0 (1.77")	1000.0 (39.37")	Stainless Steel	<b>SHM-0150-0045-1000-304H</b>	Roll Grade: SUS304H Stainless
45.0 (1.77")	1000.0 (39.37")	Steel	<b>SHM-0150-0045-1000-HS</b>	Roll Grade: SK Hardened Steel
50.0 (1.97")	50.0 (1.97")	Aluminium	<b>SHM-0150-0050-0050-AL</b>	Single Sheet
50.0 (1.97")	50.0 (1.97")	Brass	<b>SHM-0150-0050-0050-BR</b>	Single Sheet
50.0 (1.97")	50.0 (1.97")	Copper	<b>SHM-0150-0050-0050-CP</b>	Single Sheet
50.0 (1.97")	50.0 (1.97")	Stainless Steel	<b>SHM-0150-0050-0050-304</b>	Single Sheet Grade: 304 Stainless

 Usually stocked or Short Delivery  
 \*\* Available while stocks last \*\*

 Long Delivery or Large Minimum Quantities  
 Not in current production

# Shim Sheet

Width mm (in.)	Length mm (in.)	Material	Part Number	Pack Size
<b>Thickness mm (in.): 0.150 (0.0059")</b>				
50.0 (1.97")	50.0 (1.97")	Steel	<b>SHM-0150-0050-0050-CR</b>	Single Sheet Grade: Cold Rolled Steel
50.0 (1.97")	50.0 (1.97")	Steel	<b>SHM-0150-0050-0050-CRH</b>	Single Sheet Grade: Hardened Steel HRC42~46
100.0 (3.94")	50.0 (1.97")	Aluminium	<b>SHM-0150-0100-0050-AL</b>	Single Sheet
100.0 (3.94")	50.0 (1.97")	Brass	<b>SHM-0150-0100-0050-BR</b>	Single Sheet
100.0 (3.94")	50.0 (1.97")	Copper	<b>SHM-0150-0100-0050-CP</b>	Single Sheet
100.0 (3.94")	50.0 (1.97")	Stainless Steel	<b>SHM-0150-0100-0050-304</b>	Single Sheet Grade: 304 Stainless
100.0 (3.94")	50.0 (1.97")	Steel	<b>SHM-0150-0100-0050-CR</b>	Single Sheet Grade: Cold Rolled Steel
100.0 (3.94")	50.0 (1.97")	Steel	<b>SHM-0150-0100-0050-CRH</b>	Single Sheet Grade: Hardened Steel HRC42~46
100.0 (3.94")	100.0 (3.94")	Aluminium	<b>SHM-0150-0100-0100-AL</b>	Single Sheet
100.0 (3.94")	100.0 (3.94")	Brass	<b>SHM-0150-0100-0100-BR</b>	Single Sheet
100.0 (3.94")	100.0 (3.94")	Copper	<b>SHM-0150-0100-0100-CP</b>	Single Sheet
100.0 (3.94")	100.0 (3.94")	Stainless Steel	<b>SHM-0150-0100-0100-304</b>	Single Sheet Grade: 304 Stainless
100.0 (3.94")	100.0 (3.94")	Steel	<b>SHM-0150-0100-0100-CR</b>	Single Sheet Grade: Cold Rolled Steel
100.0 (3.94")	100.0 (3.94")	Steel	<b>SHM-0150-0100-0100-CRH</b>	Single Sheet Grade: Hardened Steel HRC42~46
100.0 (3.94")	1500.0 (59.06")	Stainless Steel	<b>SHM-0150-0100-1500-304H</b>	Roll Grade: SUS304H Stainless
150.0 (5.91")	50.0 (1.97")	Aluminium	<b>SHM-0150-0150-0050-AL</b>	Single Sheet
150.0 (5.91")	50.0 (1.97")	Brass	<b>SHM-0150-0150-0050-BR</b>	Single Sheet
150.0 (5.91")	50.0 (1.97")	Copper	<b>SHM-0150-0150-0050-CP</b>	Single Sheet
150.0 (5.91")	50.0 (1.97")	Stainless Steel	<b>SHM-0150-0150-0050-304</b>	Single Sheet Grade: 304 Stainless
150.0 (5.91")	50.0 (1.97")	Steel	<b>SHM-0150-0150-0050-CRH</b>	Single Sheet Grade: Hardened Steel HRC42~46
150.0 (5.91")	50.0 (1.97")	Steel	<b>SHM-0150-0150-0050-CR</b>	Single Sheet Grade: Cold Rolled Steel
150.0 (5.91")	100.0 (3.94")	Aluminium	<b>SHM-0150-0150-0100-AL</b>	Single Sheet
150.0 (5.91")	100.0 (3.94")	Brass	<b>SHM-0150-0150-0100-BR</b>	Single Sheet
150.0 (5.91")	100.0 (3.94")	Copper	<b>SHM-0150-0150-0100-CP</b>	Single Sheet
150.0 (5.91")	100.0 (3.94")	Stainless Steel	<b>SHM-0150-0150-0100-304</b>	Single Sheet Grade: 304 Stainless
150.0 (5.91")	100.0 (3.94")	Steel	<b>SHM-0150-0150-0100-CR</b>	Single Sheet Grade: Cold Rolled Steel
150.0 (5.91")	100.0 (3.94")	Steel	<b>SHM-0150-0150-0100-CRH</b>	Single Sheet Grade: Hardened Steel HRC42~46
150.0 (5.91")	150.0 (5.91")	Aluminium	<b>SHM-0150-0150-0150-AL</b>	Single Sheet
150.0 (5.91")	150.0 (5.91")	Brass	<b>SHM-0150-0150-0150-BR</b>	Single Sheet
150.0 (5.91")	150.0 (5.91")	Copper	<b>SHM-0150-0150-0150-CP</b>	Single Sheet
150.0 (5.91")	150.0 (5.91")	Stainless Steel	<b>SHM-0150-0150-0150-304</b>	Single Sheet Grade: 304 Stainless
150.0 (5.91")	150.0 (5.91")	Steel	<b>SHM-0150-0150-0150-CR</b>	Single Sheet Grade: Cold Rolled Steel
200.0 (7.87")	50.0 (1.97")	Aluminium	<b>SHM-0150-0200-0050-AL</b>	Single Sheet
200.0 (7.87")	50.0 (1.97")	Brass	<b>SHM-0150-0200-0050-BR</b>	Single Sheet
200.0 (7.87")	50.0 (1.97")	Copper	<b>SHM-0150-0200-0050-CP</b>	Single Sheet
200.0 (7.87")	50.0 (1.97")	Stainless Steel	<b>SHM-0150-0200-0050-304</b>	Single Sheet Grade: 304 Stainless
200.0 (7.87")	50.0 (1.97")	Steel	<b>SHM-0150-0200-0050-CR</b>	Single Sheet Grade: Cold Rolled Steel

Usually stocked or Short Delivery  
 \*\* Available while stocks last \*\*

Long Delivery or Large Minimum Quantities  
 Not in current production

# Shim Sheet

Width mm (in.)	Length mm (in.)	Material	Part Number	Pack Size
<b>Thickness mm (in.): 0.150 (0.0059")</b>				
200.0 (7.87")	50.0 (1.97")	Steel	<b>SHM-0150-0200-0050-CRH</b>	Single Sheet Grade: Hardened Steel HRC42~46
200.0 (7.87")	100.0 (3.94")	Aluminium	<b>SHM-0150-0200-0100-AL</b>	Single Sheet
200.0 (7.87")	100.0 (3.94")	Brass	<b>SHM-0150-0200-0100-BR</b>	Single Sheet
200.0 (7.87")	100.0 (3.94")	Copper	<b>SHM-0150-0200-0100-CP</b>	Single Sheet
200.0 (7.87")	100.0 (3.94")	Stainless Steel	<b>SHM-0150-0200-0100-304</b>	Single Sheet Grade: 304 Stainless
200.0 (7.87")	100.0 (3.94")	Steel	<b>SHM-0150-0200-0100-CRH</b>	Single Sheet Grade: Hardened Steel HRC42~46
200.0 (7.87")	100.0 (3.94")	Steel	<b>SHM-0150-0200-0100-CR</b>	Single Sheet Grade: Cold Rolled Steel
200.0 (7.87")	150.0 (5.91")	Aluminium	<b>SHM-0150-0200-0150-AL</b>	Single Sheet
200.0 (7.87")	150.0 (5.91")	Brass	<b>SHM-0150-0200-0150-BR</b>	Single Sheet
200.0 (7.87")	150.0 (5.91")	Copper	<b>SHM-0150-0200-0150-CP</b>	Single Sheet
200.0 (7.87")	150.0 (5.91")	Stainless Steel	<b>SHM-0150-0200-0150-304</b>	Single Sheet Grade: 304 Stainless
200.0 (7.87")	150.0 (5.91")	Steel	<b>SHM-0150-0200-0150-CR</b>	Single Sheet Grade: Cold Rolled Steel
200.0 (7.87")	200.0 (7.87")	Aluminium	<b>SHM-0150-0200-0200-AL</b>	Single Sheet
200.0 (7.87")	200.0 (7.87")	Brass	<b>SHM-0150-0200-0200-BR</b>	Single Sheet
200.0 (7.87")	200.0 (7.87")	Copper	<b>SHM-0150-0200-0200-CP</b>	Single Sheet
200.0 (7.87")	200.0 (7.87")	Stainless Steel	<b>SHM-0150-0200-0200-304</b>	Single Sheet Grade: 304 Stainless
200.0 (7.87")	200.0 (7.87")	Steel	<b>SHM-0150-0200-0200-CR</b>	Single Sheet Grade: Cold Rolled Steel
250.0 (9.84")	50.0 (1.97")	Aluminium	<b>SHM-0150-0250-0050-AL</b>	Single Sheet
250.0 (9.84")	50.0 (1.97")	Brass	<b>SHM-0150-0250-0050-BR</b>	Single Sheet
250.0 (9.84")	50.0 (1.97")	Copper	<b>SHM-0150-0250-0050-CP</b>	Single Sheet
250.0 (9.84")	50.0 (1.97")	Stainless Steel	<b>SHM-0150-0250-0050-304</b>	Single Sheet Grade: 304 Stainless
250.0 (9.84")	50.0 (1.97")	Steel	<b>SHM-0150-0250-0050-CR</b>	Single Sheet Grade: Cold Rolled Steel
250.0 (9.84")	50.0 (1.97")	Steel	<b>SHM-0150-0250-0050-CRH</b>	Single Sheet Grade: Hardened Steel HRC42~46
250.0 (9.84")	100.0 (3.94")	Aluminium	<b>SHM-0150-0250-0100-AL</b>	Single Sheet
250.0 (9.84")	100.0 (3.94")	Brass	<b>SHM-0150-0250-0100-BR</b>	Single Sheet
250.0 (9.84")	100.0 (3.94")	Copper	<b>SHM-0150-0250-0100-CP</b>	Single Sheet
250.0 (9.84")	100.0 (3.94")	Stainless Steel	<b>SHM-0150-0250-0100-304</b>	Single Sheet Grade: 304 Stainless
250.0 (9.84")	100.0 (3.94")	Steel	<b>SHM-0150-0250-0100-CRH</b>	Single Sheet Grade: Hardened Steel HRC42~46
250.0 (9.84")	100.0 (3.94")	Steel	<b>SHM-0150-0250-0100-CR</b>	Single Sheet Grade: Cold Rolled Steel
250.0 (9.84")	150.0 (5.91")	Aluminium	<b>SHM-0150-0250-0150-AL</b>	Single Sheet
250.0 (9.84")	150.0 (5.91")	Brass	<b>SHM-0150-0250-0150-BR</b>	Single Sheet
250.0 (9.84")	150.0 (5.91")	Copper	<b>SHM-0150-0250-0150-CP</b>	Single Sheet
250.0 (9.84")	150.0 (5.91")	Stainless Steel	<b>SHM-0150-0250-0150-304</b>	Single Sheet Grade: 304 Stainless
250.0 (9.84")	150.0 (5.91")	Steel	<b>SHM-0150-0250-0150-CR</b>	Single Sheet Grade: Cold Rolled Steel
250.0 (9.84")	200.0 (7.87")	Aluminium	<b>SHM-0150-0250-0200-AL</b>	Single Sheet
250.0 (9.84")	200.0 (7.87")	Brass	<b>SHM-0150-0250-0200-BR</b>	Single Sheet
250.0 (9.84")	200.0 (7.87")	Copper	<b>SHM-0150-0250-0200-CP</b>	Single Sheet
250.0 (9.84")	200.0 (7.87")	Stainless Steel	<b>SHM-0150-0250-0200-304</b>	Single Sheet Grade: 304 Stainless
250.0 (9.84")	200.0 (7.87")	Steel	<b>SHM-0150-0250-0200-CR</b>	Single Sheet Grade: Cold Rolled Steel



Usually stocked or Short Delivery



Long Delivery or Large Minimum Quantities



\*\* Available while stocks last \*\*



Not in current production

# Shim Sheet

Width mm (in.)	Length mm (in.)	Material	Part Number	Pack Size
<b>Thickness mm (in.): 0.150 (0.0059")</b>				
250.0 (9.84")	250.0 (9.84")	Aluminium	<b>SHM-0150-0250-0250-AL</b>	Single Sheet
250.0 (9.84")	250.0 (9.84")	Brass	<b>SHM-0150-0250-0250-BR</b>	Single Sheet
250.0 (9.84")	250.0 (9.84")	Copper	<b>SHM-0150-0250-0250-CP</b>	Single Sheet
250.0 (9.84")	250.0 (9.84")	Stainless Steel	<b>SHM-0150-0250-0250-304</b>	Single Sheet Grade: 304 Stainless
250.0 (9.84")	250.0 (9.84")	Steel	<b>SHM-0150-0250-0250-CR</b>	Single Sheet Grade: Cold Rolled Steel
300.0 (11.81")	50.0 (1.97")	Aluminium	<b>SHM-0150-0300-0050-AL</b>	Single Sheet
300.0 (11.81")	50.0 (1.97")	Brass	<b>SHM-0150-0300-0050-BR</b>	Single Sheet
300.0 (11.81")	50.0 (1.97")	Copper	<b>SHM-0150-0300-0050-CP</b>	Single Sheet
300.0 (11.81")	50.0 (1.97")	Stainless Steel	<b>SHM-0150-0300-0050-304</b>	Single Sheet Grade: 304 Stainless
300.0 (11.81")	50.0 (1.97")	Steel	<b>SHM-0150-0300-0050-CR</b>	Single Sheet Grade: Cold Rolled Steel
300.0 (11.81")	50.0 (1.97")	Steel	<b>SHM-0150-0300-0050-CRH</b>	Single Sheet Grade: Hardened Steel HRC42~46
300.0 (11.81")	100.0 (3.94")	Aluminium	<b>SHM-0150-0300-0100-AL</b>	Single Sheet
300.0 (11.81")	100.0 (3.94")	Brass	<b>SHM-0150-0300-0100-BR</b>	Single Sheet
300.0 (11.81")	100.0 (3.94")	Copper	<b>SHM-0150-0300-0100-CP</b>	Single Sheet
300.0 (11.81")	100.0 (3.94")	Stainless Steel	<b>SHM-0150-0300-0100-304</b>	Single Sheet Grade: 304 Stainless
300.0 (11.81")	100.0 (3.94")	Steel	<b>SHM-0150-0300-0100-CR</b>	Single Sheet Grade: Cold Rolled Steel
300.0 (11.81")	100.0 (3.94")	Steel	<b>SHM-0150-0300-0100-CRH</b>	Single Sheet Grade: Hardened Steel HRC42~46
300.0 (11.81")	150.0 (5.91")	Aluminium	<b>SHM-0150-0300-0150-AL</b>	Single Sheet
300.0 (11.81")	150.0 (5.91")	Brass	<b>SHM-0150-0300-0150-BR</b>	Single Sheet
300.0 (11.81")	150.0 (5.91")	Copper	<b>SHM-0150-0300-0150-CP</b>	Single Sheet
300.0 (11.81")	150.0 (5.91")	Stainless Steel	<b>SHM-0150-0300-0150-304</b>	Single Sheet Grade: 304 Stainless
300.0 (11.81")	150.0 (5.91")	Steel	<b>SHM-0150-0300-0150-CR</b>	Single Sheet Grade: Cold Rolled Steel
300.0 (11.81")	200.0 (7.87")	Aluminium	<b>SHM-0150-0300-0200-AL</b>	Single Sheet
300.0 (11.81")	200.0 (7.87")	Brass	<b>SHM-0150-0300-0200-BR</b>	Single Sheet
300.0 (11.81")	200.0 (7.87")	Copper	<b>SHM-0150-0300-0200-CP</b>	Single Sheet
300.0 (11.81")	200.0 (7.87")	Stainless Steel	<b>SHM-0150-0300-0200-304</b>	Single Sheet Grade: 304 Stainless
300.0 (11.81")	200.0 (7.87")	Steel	<b>SHM-0150-0300-0200-CR</b>	Single Sheet Grade: Cold Rolled Steel
300.0 (11.81")	250.0 (9.84")	Aluminium	<b>SHM-0150-0300-0250-AL</b>	Single Sheet
300.0 (11.81")	250.0 (9.84")	Brass	<b>SHM-0150-0300-0250-BR</b>	Single Sheet
300.0 (11.81")	250.0 (9.84")	Copper	<b>SHM-0150-0300-0250-CP</b>	Single Sheet
300.0 (11.81")	250.0 (9.84")	Stainless Steel	<b>SHM-0150-0300-0250-304</b>	Single Sheet Grade: 304 Stainless
300.0 (11.81")	250.0 (9.84")	Steel	<b>SHM-0150-0300-0250-CR</b>	Single Sheet Grade: Cold Rolled Steel
300.0 (11.81")	300.0 (11.81")	Aluminium	<b>SHM-0150-0300-0300-AL</b>	Single Sheet
300.0 (11.81")	300.0 (11.81")	Brass	<b>SHM-0150-0300-0300-BR</b>	Single Sheet
300.0 (11.81")	300.0 (11.81")	Copper	<b>SHM-0150-0300-0300-CP</b>	Single Sheet
300.0 (11.81")	300.0 (11.81")	Stainless Steel	<b>SHM-0150-0300-0300-304</b>	Single Sheet Grade: 304 Stainless
300.0 (11.81")	300.0 (11.81")	Steel	<b>SHM-0150-0300-0300-CR</b>	Single Sheet Grade: Cold Rolled Steel

**Thickness mm (in.): 0.152 (0.0060")**

150 (5.91")	3000 (118.11")	Brass	SHM-0152-0150-3000-BR	Single Roll
152.4 (6.00")	1270 (50.00")	Stainless Steel	SHM-0152-0152-1270-302	Single Roll Grade: Cold Rolled 302 Stainless Steel, Hardness: Full Hard, Rockwell C40-45



Usually stocked or Short Delivery

\*\* Available while stocks last \*\*



Long Delivery or Large Minimum Quantities

Not in current production

# Shim Sheet

Width mm (in.)	Length mm (in.)	Material	Part Number	Pack Size
<b>Thickness mm (in.): 0.152 (0.0060")</b>				
152.4 (6.00")	1524 (60.00")	Stainless Steel	<b>SHM-0152-0152-1524-302</b>	Single Roll Grade: Cold Rolled 302 Stainless Steel
152.4 (6.00")	2540 (100.00")	Brass	<b>SHM-0152-0152-2540-BR</b>	Single Roll Grade: Cold Rolled CDA 260 Brass Alloy, Hardness: Half Hard, Rockwell 30T 56 - 68
152.4 (6.00")	2540 (100.00")	Steel	<b>SHM-0152-0152-2540-CR</b>	Single Roll Grade: Cold Rolled Low Carbon 1008-1010, Hardness: Full Hard, Rockwell RB90 Minimum
<b>Thickness mm (in.): 0.178 (0.0070")</b>				
152.4 (6.00")	609.6 (24.00")	Aluminium, Natural	<b>SHM-0178-0152-0610-AL</b>	Single Sheet Grade: 1100 Aluminium
152.4 (6.00")	2540 (100.00")	Brass	<b>SHM-0178-0152-2540-BRH</b>	Single Roll Hardness: Hard
203 (7.99")	300 (11.81")	Stainless Steel	<b>SHM-0178-0203-0300-302</b>	Single Sheet Grade: 302/304 Stainless Steel
203.2 (8.00")	304.8 (12.00")	Brass	<b>SHM-0178-0203-0305-BR</b>	Single Sheet Grade: Brass 70/30, Hardness: Half Hard
203.2 (8.00")	304.8 (12.00")	Steel	<b>SHM-0178-0203-0305-CR</b>	Single Sheet Grade: Cold Rolled Low Carbon 1008-1010
304.8 (12.00")	609.6 (24.00")	Aluminium, Natural	<b>SHM-0178-0305-0610-AL</b>	Single Sheet Grade: 1100 Aluminium
<b>Thickness mm (in.): 0.19 (0.0075")</b>				
127 (5.00")	508 (20.00")	Plastic, Transp. Matte	SHM-0190-0127-0508-P	Single Sheet
254 (10.00")	508 (20.00")	Plastic, Transp. Matte	SHM-0190-0254-0508-P	Single Sheet
304 (11.97")	609 (23.98")	Plastic, Transp. Matte	SHM-0190-0305-0610-P	Single Sheet
508 (20.00")	508 (20.00")	Plastic, Transp. Matte	SHM-0190-0508-0508-P	Single Sheet
508 (20.00")	1270 (50.00")	Plastic, Transp. Matte	SHM-0190-0508-1270-P	Single Sheet
<b>Thickness mm (in.): 0.200 (0.0079")</b>				
12.7 (0.50")	1000.0 (39.37")	Stainless Steel	<b>SHM-0200-0013-1000-304H</b>	Roll Grade: SUS304H Stainless
12.7 (0.50")	1000.0 (39.37")	Steel	<b>SHM-0200-0013-1000-HS</b>	Roll Grade: SK Hardened Steel
12.7 (0.50")	5000.0 (196.85")	Stainless Steel	<b>SHM-0200-0013-5000-304H</b>	Roll Grade: SUS304H Stainless
12.7 (0.50")	5000.0 (196.85")	Steel	<b>SHM-0200-0013-5000-HS</b>	Roll Grade: SK Hardened Steel
45.0 (1.77")	1000.0 (39.37")	Stainless Steel	<b>SHM-0200-0045-1000-304H</b>	Roll Grade: SUS304H Stainless
45.0 (1.77")	1000.0 (39.37")	Steel	<b>SHM-0200-0045-1000-HS</b>	Roll Grade: SK Hardened Steel
50.0 (1.97")	50.0 (1.97")	Aluminium	<b>SHM-0200-0050-0050-AL</b>	Single Sheet
50.0 (1.97")	50.0 (1.97")	Brass	<b>SHM-0200-0050-0050-BR</b>	Single Sheet
50.0 (1.97")	50.0 (1.97")	Copper	<b>SHM-0200-0050-0050-CP</b>	Single Sheet
50.0 (1.97")	50.0 (1.97")	Stainless Steel	<b>SHM-0200-0050-0050-304</b>	Single Sheet Grade: 304 Stainless
50.0 (1.97")	50.0 (1.97")	Steel	<b>SHM-0200-0050-0050-CR</b>	Single Sheet Grade: Cold Rolled Steel
50.0 (1.97")	50.0 (1.97")	Steel	<b>SHM-0200-0050-0050-CRH</b>	Single Sheet Grade: Hardened Steel HRC42~46
100.0 (3.94")	50.0 (1.97")	Aluminium	<b>SHM-0200-0100-0050-AL</b>	Single Sheet
100.0 (3.94")	50.0 (1.97")	Brass	<b>SHM-0200-0100-0050-BR</b>	Single Sheet
100.0 (3.94")	50.0 (1.97")	Copper	<b>SHM-0200-0100-0050-CP</b>	Single Sheet
100.0 (3.94")	50.0 (1.97")	Stainless Steel	<b>SHM-0200-0100-0050-304</b>	Single Sheet Grade: 304 Stainless
100.0 (3.94")	50.0 (1.97")	Steel	<b>SHM-0200-0100-0050-CR</b>	Single Sheet Grade: Cold Rolled Steel
100.0 (3.94")	50.0 (1.97")	Steel	<b>SHM-0200-0100-0050-CRH</b>	Single Sheet Grade: Hardened Steel HRC42~46
100.0 (3.94")	100.0 (3.94")	Aluminium	<b>SHM-0200-0100-0100-AL</b>	Single Sheet

Usually stocked or Short Delivery  
 \*\* Available while stocks last \*\*

Long Delivery or Large Minimum Quantities  
 Not in current production



# Shim Sheet

Width mm (in.)	Length mm (in.)	Material	Part Number	Pack Size
<b>Thickness mm (in.): 0.200 (0.0079")</b>				
100 (3.94")	100 (3.94")	Brass	** SHM-0200-0100-0100-BR	Single Sheet
Grade: Brass Alloy H62, Hardness: Economy Chinese - Measurements are approximate				
100.0 (3.94")	100.0 (3.94")	Copper	<b>SHM-0200-0100-0100-CP</b>	Single Sheet
100.0 (3.94")	100.0 (3.94")	Stainless Steel	<b>SHM-0200-0100-0100-304</b>	Single Sheet
Grade: 304 Stainless				
100.0 (3.94")	100.0 (3.94")	Steel	<b>SHM-0200-0100-0100-CR</b>	Single Sheet
Grade: Cold Rolled Steel				
100.0 (3.94")	100.0 (3.94")	Steel	<b>SHM-0200-0100-0100-CRH</b>	Single Sheet
Grade: Hardened Steel HRC42~46				
100.0 (3.94")	1500.0 (59.06")	Stainless Steel	<b>SHM-0200-0100-1500-304H</b>	Roll
Grade: SUS304H Stainless				
150.0 (5.91")	50.0 (1.97")	Aluminium	<b>SHM-0200-0150-0050-AL</b>	Single Sheet
150.0 (5.91")	50.0 (1.97")	Brass	<b>SHM-0200-0150-0050-BR</b>	Single Sheet
150.0 (5.91")	50.0 (1.97")	Copper	<b>SHM-0200-0150-0050-CP</b>	Single Sheet
150.0 (5.91")	50.0 (1.97")	Stainless Steel	<b>SHM-0200-0150-0050-304</b>	Single Sheet
Grade: 304 Stainless				
150.0 (5.91")	50.0 (1.97")	Steel	<b>SHM-0200-0150-0050-CR</b>	Single Sheet
Grade: Cold Rolled Steel				
150.0 (5.91")	50.0 (1.97")	Steel	<b>SHM-0200-0150-0050-CRH</b>	Single Sheet
Grade: Hardened Steel HRC42~46				
150.0 (5.91")	100.0 (3.94")	Aluminium	<b>SHM-0200-0150-0100-AL</b>	Single Sheet
150.0 (5.91")	100.0 (3.94")	Brass	<b>SHM-0200-0150-0100-BR</b>	Single Sheet
150.0 (5.91")	100.0 (3.94")	Copper	<b>SHM-0200-0150-0100-CP</b>	Single Sheet
150.0 (5.91")	100.0 (3.94")	Stainless Steel	<b>SHM-0200-0150-0100-304</b>	Single Sheet
Grade: 304 Stainless				
150.0 (5.91")	100.0 (3.94")	Steel	<b>SHM-0200-0150-0100-CRH</b>	Single Sheet
Grade: Hardened Steel HRC42~46				
150.0 (5.91")	100.0 (3.94")	Steel	<b>SHM-0200-0150-0100-CR</b>	Single Sheet
Grade: Cold Rolled Steel				
150.0 (5.91")	150.0 (5.91")	Aluminium	<b>SHM-0200-0150-0150-AL</b>	Single Sheet
150.0 (5.91")	150.0 (5.91")	Brass	<b>SHM-0200-0150-0150-BR</b>	Single Sheet
150.0 (5.91")	150.0 (5.91")	Copper	<b>SHM-0200-0150-0150-CP</b>	Single Sheet
150.0 (5.91")	150.0 (5.91")	Stainless Steel	<b>SHM-0200-0150-0150-304</b>	Single Sheet
Grade: 304 Stainless				
150.0 (5.91")	150.0 (5.91")	Steel	<b>SHM-0200-0150-0150-CR</b>	Single Sheet
Grade: Cold Rolled Steel				
200.0 (7.87")	50.0 (1.97")	Aluminium	<b>SHM-0200-0200-0050-AL</b>	Single Sheet
200.0 (7.87")	50.0 (1.97")	Brass	<b>SHM-0200-0200-0050-BR</b>	Single Sheet
200.0 (7.87")	50.0 (1.97")	Copper	<b>SHM-0200-0200-0050-CP</b>	Single Sheet
200.0 (7.87")	50.0 (1.97")	Stainless Steel	<b>SHM-0200-0200-0050-304</b>	Single Sheet
Grade: 304 Stainless				
200.0 (7.87")	50.0 (1.97")	Steel	<b>SHM-0200-0200-0050-CRH</b>	Single Sheet
Grade: Hardened Steel HRC42~46				
200.0 (7.87")	50.0 (1.97")	Steel	<b>SHM-0200-0200-0050-CR</b>	Single Sheet
Grade: Cold Rolled Steel				
200.0 (7.87")	100.0 (3.94")	Aluminium	<b>SHM-0200-0200-0100-AL</b>	Single Sheet
200.0 (7.87")	100.0 (3.94")	Brass	<b>SHM-0200-0200-0100-BR</b>	Single Sheet
200.0 (7.87")	100.0 (3.94")	Copper	<b>SHM-0200-0200-0100-CP</b>	Single Sheet
200.0 (7.87")	100.0 (3.94")	Stainless Steel	<b>SHM-0200-0200-0100-304</b>	Single Sheet
Grade: 304 Stainless				
200.0 (7.87")	100.0 (3.94")	Steel	<b>SHM-0200-0200-0100-CR</b>	Single Sheet
Grade: Cold Rolled Steel				
200.0 (7.87")	100.0 (3.94")	Steel	<b>SHM-0200-0200-0100-CRH</b>	Single Sheet
Grade: Hardened Steel HRC42~46				
200.0 (7.87")	150.0 (5.91")	Aluminium	<b>SHM-0200-0200-0150-AL</b>	Single Sheet
200.0 (7.87")	150.0 (5.91")	Brass	<b>SHM-0200-0200-0150-BR</b>	Single Sheet
200.0 (7.87")	150.0 (5.91")	Copper	<b>SHM-0200-0200-0150-CP</b>	Single Sheet

Usually stocked or Short Delivery  
 \*\* Available while stocks last \*\*

Long Delivery or Large Minimum Quantities  
 Not in current production



# Shim Sheet

Width mm (in.)	Length mm (in.)	Material	Part Number	Pack Size
<b>Thickness mm (in.): 0.200 (0.0079")</b>				
200.0 (7.87")	150.0 (5.91")	Stainless Steel	<b>SHM-0200-0200-0150-304</b>	Single Sheet Grade: 304 Stainless
200.0 (7.87")	150.0 (5.91")	Steel	<b>SHM-0200-0200-0150-CR</b>	Single Sheet Grade: Cold Rolled Steel
200.0 (7.87")	200.0 (7.87")	Aluminium	<b>SHM-0200-0200-0200-AL</b>	Single Sheet
200.0 (7.87")	200.0 (7.87")	Brass	<b>SHM-0200-0200-0200-BR</b>	Single Sheet
200.0 (7.87")	200.0 (7.87")	Copper	<b>SHM-0200-0200-0200-CP</b>	Single Sheet
200.0 (7.87")	200.0 (7.87")	Stainless Steel	<b>SHM-0200-0200-0200-304</b>	Single Sheet Grade: 304 Stainless
200.0 (7.87")	200.0 (7.87")	Steel	<b>SHM-0200-0200-0200-CR</b>	Single Sheet Grade: Cold Rolled Steel
200 (7.87")	300 (11.81")	Brass	SHM-0200-0200-0300-BR	Single Sheet Grade: Brass Alloy H62, Hardness: Economy Chinese - Measurements are approximate
240 (9.45")	980 (38.58")	Titanium, Natural	** SHM-0200-0240-0980-T5	Roll Grade: Ti-6Al-4V, Hardness: HRC 36
250.0 (9.84")	50.0 (1.97")	Aluminium	<b>SHM-0200-0250-0050-AL</b>	Single Sheet
250.0 (9.84")	50.0 (1.97")	Brass	<b>SHM-0200-0250-0050-BR</b>	Single Sheet
250.0 (9.84")	50.0 (1.97")	Copper	<b>SHM-0200-0250-0050-CP</b>	Single Sheet
250.0 (9.84")	50.0 (1.97")	Stainless Steel	<b>SHM-0200-0250-0050-304</b>	Single Sheet Grade: 304 Stainless
250.0 (9.84")	50.0 (1.97")	Steel	<b>SHM-0200-0250-0050-CR</b>	Single Sheet Grade: Cold Rolled Steel
250.0 (9.84")	50.0 (1.97")	Steel	<b>SHM-0200-0250-0050-CRH</b>	Single Sheet Grade: Hardened Steel HRC42~46
250.0 (9.84")	100.0 (3.94")	Aluminium	<b>SHM-0200-0250-0100-AL</b>	Single Sheet
250.0 (9.84")	100.0 (3.94")	Brass	<b>SHM-0200-0250-0100-BR</b>	Single Sheet
250.0 (9.84")	100.0 (3.94")	Copper	<b>SHM-0200-0250-0100-CP</b>	Single Sheet
250.0 (9.84")	100.0 (3.94")	Stainless Steel	<b>SHM-0200-0250-0100-304</b>	Single Sheet Grade: 304 Stainless
250.0 (9.84")	100.0 (3.94")	Steel	<b>SHM-0200-0250-0100-CR</b>	Single Sheet Grade: Cold Rolled Steel
250.0 (9.84")	100.0 (3.94")	Steel	<b>SHM-0200-0250-0100-CRH</b>	Single Sheet Grade: Hardened Steel HRC42~46
250.0 (9.84")	150.0 (5.91")	Aluminium	<b>SHM-0200-0250-0150-AL</b>	Single Sheet
250.0 (9.84")	150.0 (5.91")	Brass	<b>SHM-0200-0250-0150-BR</b>	Single Sheet
250.0 (9.84")	150.0 (5.91")	Copper	<b>SHM-0200-0250-0150-CP</b>	Single Sheet
250.0 (9.84")	150.0 (5.91")	Stainless Steel	<b>SHM-0200-0250-0150-304</b>	Single Sheet Grade: 304 Stainless
250.0 (9.84")	150.0 (5.91")	Steel	<b>SHM-0200-0250-0150-CR</b>	Single Sheet Grade: Cold Rolled Steel
250.0 (9.84")	200.0 (7.87")	Aluminium	<b>SHM-0200-0250-0200-AL</b>	Single Sheet
250.0 (9.84")	200.0 (7.87")	Brass	<b>SHM-0200-0250-0200-BR</b>	Single Sheet
250.0 (9.84")	200.0 (7.87")	Copper	<b>SHM-0200-0250-0200-CP</b>	Single Sheet
250.0 (9.84")	200.0 (7.87")	Stainless Steel	<b>SHM-0200-0250-0200-304</b>	Single Sheet Grade: 304 Stainless
250.0 (9.84")	200.0 (7.87")	Steel	<b>SHM-0200-0250-0200-CR</b>	Single Sheet Grade: Cold Rolled Steel
250.0 (9.84")	250.0 (9.84")	Aluminium	<b>SHM-0200-0250-0250-AL</b>	Single Sheet
250.0 (9.84")	250.0 (9.84")	Brass	<b>SHM-0200-0250-0250-BR</b>	Single Sheet
250.0 (9.84")	250.0 (9.84")	Copper	<b>SHM-0200-0250-0250-CP</b>	Single Sheet
250.0 (9.84")	250.0 (9.84")	Stainless Steel	<b>SHM-0200-0250-0250-304</b>	Single Sheet Grade: 304 Stainless
250.0 (9.84")	250.0 (9.84")	Steel	<b>SHM-0200-0250-0250-CR</b>	Single Sheet Grade: Cold Rolled Steel
300.0 (11.81")	50.0 (1.97")	Aluminium	<b>SHM-0200-0300-0050-AL</b>	Single Sheet
300.0 (11.81")	50.0 (1.97")	Brass	<b>SHM-0200-0300-0050-BR</b>	Single Sheet
300.0 (11.81")	50.0 (1.97")	Copper	<b>SHM-0200-0300-0050-CP</b>	Single Sheet



Usually stocked or Short Delivery

\*\* Available while stocks last \*\*



Long Delivery or Large Minimum Quantities



Not in current production

# Shim Sheet

Width mm (in.)	Length mm (in.)	Material	Part Number	Pack Size
<b>Thickness mm (in.): 0.200 (0.0079")</b>				
300.0 (11.81")	50.0 (1.97")	Stainless Steel	SHM-0200-0300-0050-304	Single Sheet Grade: 304 Stainless
300.0 (11.81")	50.0 (1.97")	Steel	SHM-0200-0300-0050-CR	Single Sheet Grade: Cold Rolled Steel
300.0 (11.81")	50.0 (1.97")	Steel	SHM-0200-0300-0050-CRH	Single Sheet Grade: Hardened Steel HRC42~46
300.0 (11.81")	100.0 (3.94")	Aluminium	SHM-0200-0300-0100-AL	Single Sheet
300.0 (11.81")	100.0 (3.94")	Brass	SHM-0200-0300-0100-BR	Single Sheet
300.0 (11.81")	100.0 (3.94")	Copper	SHM-0200-0300-0100-CP	Single Sheet
300.0 (11.81")	100.0 (3.94")	Stainless Steel	SHM-0200-0300-0100-304	Single Sheet Grade: 304 Stainless
300.0 (11.81")	100.0 (3.94")	Steel	SHM-0200-0300-0100-CR	Single Sheet Grade: Cold Rolled Steel
300.0 (11.81")	100.0 (3.94")	Steel	SHM-0200-0300-0100-CRH	Single Sheet Grade: Hardened Steel HRC42~46
300.0 (11.81")	150.0 (5.91")	Aluminium	SHM-0200-0300-0150-AL	Single Sheet
300.0 (11.81")	150.0 (5.91")	Brass	SHM-0200-0300-0150-BR	Single Sheet
300.0 (11.81")	150.0 (5.91")	Copper	SHM-0200-0300-0150-CP	Single Sheet
300.0 (11.81")	150.0 (5.91")	Stainless Steel	SHM-0200-0300-0150-304	Single Sheet Grade: 304 Stainless
300.0 (11.81")	150.0 (5.91")	Steel	SHM-0200-0300-0150-CR	Single Sheet Grade: Cold Rolled Steel
300.0 (11.81")	200.0 (7.87")	Aluminium	SHM-0200-0300-0200-AL	Single Sheet
300.0 (11.81")	200.0 (7.87")	Brass	SHM-0200-0300-0200-BR	Single Sheet
300.0 (11.81")	200.0 (7.87")	Copper	SHM-0200-0300-0200-CP	Single Sheet
300.0 (11.81")	200.0 (7.87")	Stainless Steel	SHM-0200-0300-0200-304	Single Sheet Grade: 304 Stainless
300.0 (11.81")	200.0 (7.87")	Steel	SHM-0200-0300-0200-CR	Single Sheet Grade: Cold Rolled Steel
300.0 (11.81")	250.0 (9.84")	Aluminium	SHM-0200-0300-0250-AL	Single Sheet
300.0 (11.81")	250.0 (9.84")	Brass	SHM-0200-0300-0250-BR	Single Sheet
300.0 (11.81")	250.0 (9.84")	Copper	SHM-0200-0300-0250-CP	Single Sheet
300.0 (11.81")	250.0 (9.84")	Stainless Steel	SHM-0200-0300-0250-304	Single Sheet Grade: 304 Stainless
300.0 (11.81")	250.0 (9.84")	Steel	SHM-0200-0300-0250-CR	Single Sheet Grade: Cold Rolled Steel
300.0 (11.81")	300.0 (11.81")	Aluminium	SHM-0200-0300-0300-AL	Single Sheet
300.0 (11.81")	300.0 (11.81")	Brass	SHM-0200-0300-0300-BR	Single Sheet
300.0 (11.81")	300.0 (11.81")	Copper	SHM-0200-0300-0300-CP	Single Sheet
300.0 (11.81")	300.0 (11.81")	Stainless Steel	SHM-0200-0300-0300-304	Single Sheet Grade: 304 Stainless
300.0 (11.81")	300.0 (11.81")	Steel	SHM-0200-0300-0300-CR	Single Sheet Grade: Cold Rolled Steel
<b>Thickness mm (in.): 0.203 (0.0080")</b>				
101.6 (4.00")	254 (10.00")	Tin, Natural	SHM-0203-0102-0254-T	Single Sheet
150 (5.91")	3000 (118.11")	Brass	SHM-0203-0150-3000-BR	Single Roll
152.4 (6.00")	177.8 (7.00")	Phosphor Bronze	SHM-0203-0152-0178-PB	Sheet
152.4 (6.00")	2540 (100.00")	Brass	SHM-0203-0152-2540-BR	Single Roll Grade: Cold Rolled CDA 260 Brass Alloy, Hardness: Half Hard, Rockwell 30T 56 - 68
152.4 (6.00")	2540 (100.00")	Brass	SHM-0203-0152-2540-BRH	Single Roll Hardness: Hard
152.4 (6.00")	2540 (100.00")	Steel	SHM-0203-0152-2540-CR	Single Roll Grade: Cold Rolled Low Carbon 1008-1010, Hardness: Full Hard, Rockwell RB90 Minimum
300 (11.81")	3000 (118.11")	Brass	SHM-0203-0300-3000-BR	Single Roll
<b>Thickness mm (in.): 0.250 (0.0098")</b>				
12.7 (0.50")	1000.0 (39.37")	Stainless Steel	SHM-0250-0013-1000-304H	Roll Grade: SUS304H Stainless

Usually stocked or Short Delivery  
 \*\* Available while stocks last \*\*

Long Delivery or Large Minimum Quantities  
 Not in current production

# Shim Sheet

Width mm (in.)	Length mm (in.)	Material	Part Number	Pack Size
<b>Thickness mm (in.): 0.250 (0.0098")</b>				
45.0 (1.77")	1000.0 (39.37")	Stainless Steel	<b>SHM-0250-0045-1000-304H</b>	Roll Grade: SUS304H Stainless
45.0 (1.77")	1000.0 (39.37")	Steel	<b>SHM-0250-0045-1000-HS</b>	Roll Grade: SK Hardened Steel
50.0 (1.97")	50.0 (1.97")	Brass	<b>SHM-0250-0050-0050-BR</b>	Single Sheet
50.0 (1.97")	50.0 (1.97")	Copper	<b>SHM-0250-0050-0050-CP</b>	Single Sheet
50.0 (1.97")	50.0 (1.97")	Stainless Steel	<b>SHM-0250-0050-0050-304</b>	Single Sheet Grade: 304 Stainless
50.0 (1.97")	50.0 (1.97")	Steel	<b>SHM-0250-0050-0050-CR</b>	Single Sheet Grade: Cold Rolled Steel
50.0 (1.97")	50.0 (1.97")	Steel	<b>SHM-0250-0050-0050-CRH</b>	Single Sheet Grade: Hardened Steel HRC42~46
100.0 (3.94")	50.0 (1.97")	Brass	<b>SHM-0250-0100-0050-BR</b>	Single Sheet
100.0 (3.94")	50.0 (1.97")	Copper	<b>SHM-0250-0100-0050-CP</b>	Single Sheet
100.0 (3.94")	50.0 (1.97")	Stainless Steel	<b>SHM-0250-0100-0050-304</b>	Single Sheet Grade: 304 Stainless
100.0 (3.94")	50.0 (1.97")	Steel	<b>SHM-0250-0100-0050-CR</b>	Single Sheet Grade: Cold Rolled Steel
100.0 (3.94")	50.0 (1.97")	Steel	<b>SHM-0250-0100-0050-CRH</b>	Single Sheet Grade: Hardened Steel HRC42~46
100.0 (3.94")	100.0 (3.94")	Brass	<b>SHM-0250-0100-0100-BR</b>	Single Sheet
100.0 (3.94")	100.0 (3.94")	Copper	<b>SHM-0250-0100-0100-CP</b>	Single Sheet
100.0 (3.94")	100.0 (3.94")	Stainless Steel	<b>SHM-0250-0100-0100-304</b>	Single Sheet Grade: 304 Stainless
100.0 (3.94")	100.0 (3.94")	Steel	<b>SHM-0250-0100-0100-CRH</b>	Single Sheet Grade: Hardened Steel HRC42~46
100.0 (3.94")	100.0 (3.94")	Steel	<b>SHM-0250-0100-0100-CR</b>	Single Sheet Grade: Cold Rolled Steel
150.0 (5.91")	50.0 (1.97")	Brass	<b>SHM-0250-0150-0050-BR</b>	Single Sheet
150.0 (5.91")	50.0 (1.97")	Copper	<b>SHM-0250-0150-0050-CP</b>	Single Sheet
150.0 (5.91")	50.0 (1.97")	Stainless Steel	<b>SHM-0250-0150-0050-304</b>	Single Sheet Grade: 304 Stainless
150.0 (5.91")	50.0 (1.97")	Steel	<b>SHM-0250-0150-0050-CR</b>	Single Sheet Grade: Cold Rolled Steel
150.0 (5.91")	50.0 (1.97")	Steel	<b>SHM-0250-0150-0050-CRH</b>	Single Sheet Grade: Hardened Steel HRC42~46
150 (5.91")	100 (3.94")	Aluminium - T1100, Self Colour	SHT-0025-0150-0100-AL	
150 (5.91")	100 (3.94")	Aluminium - T6061, Self Colour	SHT-0025-0150-0100-AL-T6	
150 (5.91")	100 (3.94")	Aluminium - T7075, Self Colour	SHT-0025-0150-0100-AL-T7	
150.0 (5.91")	100.0 (3.94")	Brass	<b>SHM-0250-0150-0100-BR</b>	Single Sheet
150.0 (5.91")	100.0 (3.94")	Copper	<b>SHM-0250-0150-0100-CP</b>	Single Sheet
150.0 (5.91")	100.0 (3.94")	Stainless Steel	<b>SHM-0250-0150-0100-304</b>	Single Sheet Grade: 304 Stainless
150.0 (5.91")	100.0 (3.94")	Steel	<b>SHM-0250-0150-0100-CR</b>	Single Sheet Grade: Cold Rolled Steel
150.0 (5.91")	100.0 (3.94")	Steel	<b>SHM-0250-0150-0100-CRH</b>	Single Sheet Grade: Hardened Steel HRC42~46
150.0 (5.91")	150.0 (5.91")	Brass	<b>SHM-0250-0150-0150-BR</b>	Single Sheet
150.0 (5.91")	150.0 (5.91")	Copper	<b>SHM-0250-0150-0150-CP</b>	Single Sheet
150.0 (5.91")	150.0 (5.91")	Stainless Steel	<b>SHM-0250-0150-0150-304</b>	Single Sheet Grade: 304 Stainless
150.0 (5.91")	150.0 (5.91")	Steel	<b>SHM-0250-0150-0150-CR</b>	Single Sheet Grade: Cold Rolled Steel
200.0 (7.87")	50.0 (1.97")	Brass	<b>SHM-0250-0200-0050-BR</b>	Single Sheet
200.0 (7.87")	50.0 (1.97")	Copper	<b>SHM-0250-0200-0050-CP</b>	Single Sheet
200.0 (7.87")	50.0 (1.97")	Stainless Steel	<b>SHM-0250-0200-0050-304</b>	Single Sheet Grade: 304 Stainless

Usually stocked or Short Delivery  
 \*\* Available while stocks last \*\*

Long Delivery or Large Minimum Quantities  
 Not in current production

# Shim Sheet

Width mm (in.)	Length mm (in.)	Material	Part Number	Pack Size
<b>Thickness mm (in.): 0.250 (0.0098")</b>				
200.0 (7.87")	50.0 (1.97")	Steel	<b>SHM-0250-0200-0050-CR</b>	Single Sheet Grade: Cold Rolled Steel
200.0 (7.87")	50.0 (1.97")	Steel	<b>SHM-0250-0200-0050-CRH</b>	Single Sheet Grade: Hardened Steel HRC42~46
200.0 (7.87")	100.0 (3.94")	Brass	<b>SHM-0250-0200-0100-BR</b>	Single Sheet
200.0 (7.87")	100.0 (3.94")	Copper	<b>SHM-0250-0200-0100-CP</b>	Single Sheet
200.0 (7.87")	100.0 (3.94")	Stainless Steel	<b>SHM-0250-0200-0100-304</b>	Single Sheet Grade: 304 Stainless
200.0 (7.87")	100.0 (3.94")	Steel	<b>SHM-0250-0200-0100-CR</b>	Single Sheet Grade: Cold Rolled Steel
200.0 (7.87")	100.0 (3.94")	Steel	<b>SHM-0250-0200-0100-CRH</b>	Single Sheet Grade: Hardened Steel HRC42~46
200.0 (7.87")	150.0 (5.91")	Brass	<b>SHM-0250-0200-0150-BR</b>	Single Sheet
200.0 (7.87")	150.0 (5.91")	Copper	<b>SHM-0250-0200-0150-CP</b>	Single Sheet
200.0 (7.87")	150.0 (5.91")	Stainless Steel	<b>SHM-0250-0200-0150-304</b>	Single Sheet Grade: 304 Stainless
200.0 (7.87")	150.0 (5.91")	Steel	<b>SHM-0250-0200-0150-CR</b>	Single Sheet Grade: Cold Rolled Steel
200.0 (7.87")	200.0 (7.87")	Brass	<b>SHM-0250-0200-0200-BR</b>	Single Sheet
200.0 (7.87")	200.0 (7.87")	Copper	<b>SHM-0250-0200-0200-CP</b>	Single Sheet
200.0 (7.87")	200.0 (7.87")	Stainless Steel	<b>SHM-0250-0200-0200-304</b>	Single Sheet Grade: 304 Stainless
200.0 (7.87")	200.0 (7.87")	Steel	<b>SHM-0250-0200-0200-CR</b>	Single Sheet Grade: Cold Rolled Steel
200.0 (7.87")	10000 (393.70")	Aluminium, Natural	SHM-0250-0200-010M-AL	Single Roll Grade: T1100 Aluminium
200.0 (7.87")	40000 (1574.80")	Aluminium, Natural	SHM-0250-0200-040M-AL	Single Roll Grade: T1100 Aluminium
200.0 (7.87")	100000 (3937.01")	Aluminium, Natural	SHM-0250-0200-100M-AL	Single Roll Grade: T1100 Aluminium
250.0 (9.84")	50.0 (1.97")	Brass	<b>SHM-0250-0250-0050-BR</b>	Single Sheet
250.0 (9.84")	50.0 (1.97")	Copper	<b>SHM-0250-0250-0050-CP</b>	Single Sheet
250.0 (9.84")	50.0 (1.97")	Stainless Steel	<b>SHM-0250-0250-0050-304</b>	Single Sheet Grade: 304 Stainless
250.0 (9.84")	50.0 (1.97")	Steel	<b>SHM-0250-0250-0050-CR</b>	Single Sheet Grade: Cold Rolled Steel
250.0 (9.84")	50.0 (1.97")	Steel	<b>SHM-0250-0250-0050-CRH</b>	Single Sheet Grade: Hardened Steel HRC42~46
250.0 (9.84")	100.0 (3.94")	Brass	<b>SHM-0250-0250-0100-BR</b>	Single Sheet
250.0 (9.84")	100.0 (3.94")	Copper	<b>SHM-0250-0250-0100-CP</b>	Single Sheet
250.0 (9.84")	100.0 (3.94")	Stainless Steel	<b>SHM-0250-0250-0100-304</b>	Single Sheet Grade: 304 Stainless
250.0 (9.84")	100.0 (3.94")	Steel	<b>SHM-0250-0250-0100-CRH</b>	Single Sheet Grade: Hardened Steel HRC42~46
250.0 (9.84")	100.0 (3.94")	Steel	<b>SHM-0250-0250-0100-CR</b>	Single Sheet Grade: Cold Rolled Steel
250 (9.84")	150 (5.91")	Aluminium - T1100, Self Colour	SHT-0025-0250-0150-AL	
250 (9.84")	150 (5.91")	Aluminium - T6061, Self Colour	SHT-0025-0250-0150-AL-T6	
250 (9.84")	150 (5.91")	Aluminium - T7075, Self Colour	SHT-0025-0250-0150-AL-T7	
250.0 (9.84")	150.0 (5.91")	Brass	<b>SHM-0250-0250-0150-BR</b>	Single Sheet
250.0 (9.84")	150.0 (5.91")	Copper	<b>SHM-0250-0250-0150-CP</b>	Single Sheet
250.0 (9.84")	150.0 (5.91")	Stainless Steel	<b>SHM-0250-0250-0150-304</b>	Single Sheet Grade: 304 Stainless
250.0 (9.84")	150.0 (5.91")	Steel	<b>SHM-0250-0250-0150-CR</b>	Single Sheet Grade: Cold Rolled Steel
250.0 (9.84")	200.0 (7.87")	Brass	<b>SHM-0250-0250-0200-BR</b>	Single Sheet
250.0 (9.84")	200.0 (7.87")	Copper	<b>SHM-0250-0250-0200-CP</b>	Single Sheet



Usually stocked or Short Delivery

\*\* Available while stocks last \*\*



Long Delivery or Large Minimum Quantities



Not in current production

# Shim Sheet



Width mm (in.)	Length mm (in.)	Material	Part Number	Pack Size
<b>Thickness mm (in.): 0.250 (0.0098")</b>				
250.0 (9.84")	200.0 (7.87")	Stainless Steel	SHM-0250-0250-0200-304	Single Sheet Grade: 304 Stainless
250.0 (9.84")	200.0 (7.87")	Steel	SHM-0250-0250-0200-CR	Single Sheet Grade: Cold Rolled Steel
250.0 (9.84")	250.0 (9.84")	Brass	SHM-0250-0250-0250-BR	Single Sheet
250.0 (9.84")	250.0 (9.84")	Copper	SHM-0250-0250-0250-CP	Single Sheet
250.0 (9.84")	250.0 (9.84")	Stainless Steel	SHM-0250-0250-0250-304	Single Sheet Grade: 304 Stainless
250.0 (9.84")	250.0 (9.84")	Steel	SHM-0250-0250-0250-CR	Single Sheet Grade: Cold Rolled Steel
290 (11.42")	200 (7.87")	Aluminium - T1100, Self Colour	SHT-0025-0290-0200-AL	
290 (11.42")	200 (7.87")	Aluminium - T6061, Self Colour	SHT-0025-0290-0200-AL-T6	
290 (11.42")	200 (7.87")	Aluminium - T7075, Self Colour	SHT-0025-0290-0200-AL-T7	
300.0 (11.81")	50.0 (1.97")	Brass	SHM-0250-0300-0050-BR	Single Sheet
300.0 (11.81")	50.0 (1.97")	Copper	SHM-0250-0300-0050-CP	Single Sheet
300.0 (11.81")	50.0 (1.97")	Stainless Steel	SHM-0250-0300-0050-304	Single Sheet Grade: 304 Stainless
300.0 (11.81")	50.0 (1.97")	Steel	SHM-0250-0300-0050-CR	Single Sheet Grade: Cold Rolled Steel
300.0 (11.81")	50.0 (1.97")	Steel	SHM-0250-0300-0050-CRH	Single Sheet Grade: Hardened Steel HRC42~46
300.0 (11.81")	100.0 (3.94")	Brass	SHM-0250-0300-0100-BR	Single Sheet
300.0 (11.81")	100.0 (3.94")	Copper	SHM-0250-0300-0100-CP	Single Sheet
300.0 (11.81")	100.0 (3.94")	Stainless Steel	SHM-0250-0300-0100-304	Single Sheet Grade: 304 Stainless
300.0 (11.81")	100.0 (3.94")	Steel	SHM-0250-0300-0100-CR	Single Sheet Grade: Cold Rolled Steel
300.0 (11.81")	100.0 (3.94")	Steel	SHM-0250-0300-0100-CRH	Single Sheet Grade: Hardened Steel HRC42~46
300 (11.81")	150 (5.91")	Styrene, Black	SHT-0025-0300-0150-ABS-B	
300 (11.81")	150 (5.91")	Styrene, Clear	SHT-0025-0300-0150-ABS-C	
300 (11.81")	150 (5.91")	Styrene, White	SHT-0025-0300-0150-ABS-W	
300.0 (11.81")	150.0 (5.91")	Brass	SHM-0250-0300-0150-BR	Single Sheet
300.0 (11.81")	150.0 (5.91")	Copper	SHM-0250-0300-0150-CP	Single Sheet
300.0 (11.81")	150.0 (5.91")	Stainless Steel	SHM-0250-0300-0150-304	Single Sheet Grade: 304 Stainless
300.0 (11.81")	150.0 (5.91")	Steel	SHM-0250-0300-0150-CR	Single Sheet Grade: Cold Rolled Steel
300.0 (11.81")	200.0 (7.87")	Brass	SHM-0250-0300-0200-BR	Single Sheet
300.0 (11.81")	200.0 (7.87")	Copper	SHM-0250-0300-0200-CP	Single Sheet
300.0 (11.81")	200.0 (7.87")	Stainless Steel	SHM-0250-0300-0200-304	Single Sheet Grade: 304 Stainless
300.0 (11.81")	200.0 (7.87")	Steel	SHM-0250-0300-0200-CR	Single Sheet Grade: Cold Rolled Steel
300.0 (11.81")	250.0 (9.84")	Brass	SHM-0250-0300-0250-BR	Single Sheet
300.0 (11.81")	250.0 (9.84")	Copper	SHM-0250-0300-0250-CP	Single Sheet
300.0 (11.81")	250.0 (9.84")	Stainless Steel	SHM-0250-0300-0250-304	Single Sheet Grade: 304 Stainless
300.0 (11.81")	250.0 (9.84")	Steel	SHM-0250-0300-0250-CR	Single Sheet Grade: Cold Rolled Steel
300.0 (11.81")	300.0 (11.81")	Brass	SHM-0250-0300-0300-BR	Single Sheet
300.0 (11.81")	300.0 (11.81")	Copper	SHM-0250-0300-0300-CP	Single Sheet
300.0 (11.81")	300.0 (11.81")	Stainless Steel	SHM-0250-0300-0300-304	Single Sheet Grade: 304 Stainless
300.0 (11.81")	300.0 (11.81")	Steel	SHM-0250-0300-0300-CR	Single Sheet Grade: Cold Rolled Steel
340 (13.39")	290 (11.42")	Aluminium - T1100, Self Colour	SHT-0025-0340-0290-AL	



Usually stocked or Short Delivery  
 \*\* Available while stocks last \*\*

Long Delivery or Large Minimum Quantities  
 Not in current production

# Shim Sheet

Width mm (in.)	Length mm (in.)	Material	Part Number	Pack Size
<b>Thickness mm (in.): 0.250 (0.0098")</b>				
340 (13.39")	290 (11.42")	Aluminium - T6061, Self Colour	SHT-0025-0340-0290-AL-T6	
340 (13.39")	290 (11.42")	Aluminium - T7075, Self Colour	SHT-0025-0340-0290-AL-T7	
350 (13.78")	280 (11.02")	Styrene, White	SHT-0025-0350-0280-ABS-W	
600 (23.62")	300 (11.81")	Styrene, White	SHT-0025-0600-0300-ABS-W	
<b>Thickness mm (in.): 0.254 (0.0100")</b>				
101.6 (4.00")	254 (10.00")	Brass	<b>SHM-0254-0102-0254-BR</b>	Single Sheet
127 (5.00")	508 (20.00")	Plastic, Brown	<b>SHM-0254-0127-0508-P</b>	Pack of 10 Sheets
152.4 (6.00")	304.8 (12.00")	Brass	<b>SHM-0254-0152-0305-BR</b>	Single Sheet Grade: Brass 70/30, Hardness: Half Hard
152.4 (6.00")	1524 (60.00")	Stainless Steel	<b>SHM-0254-0152-1524-302</b>	Single Roll Grade: Cold Rolled 302 Stainless Steel
152.4 (6.00")	2540 (100.00")	Brass	SHM-0254-0152-2540-BR	Single Roll Grade: Cold Rolled CDA 260 Brass Alloy, Hardness: Half Hard, Rockwell 30T 56 - 68
152.4 (6.00")	2540 (100.00")	Brass	<b>SHM-0254-0152-2540-BRH</b>	Single Roll Hardness: Hard
152.4 (6.00")	2540 (100.00")	Steel	<b>SHM-0254-0152-2540-CR</b>	Single Roll Grade: Cold Rolled Low Carbon 1008-1010, Hardness: Full Hard, Rockwell RB90 Minimum
203 (7.99")	300 (11.81")	Stainless Steel	<b>SHM-0254-0203-0300-302</b>	Single Sheet Grade: 302/304 Stainless Steel
203.2 (8.00")	304.8 (12.00")	Brass	<b>SHM-0254-0203-0305-BR</b>	Single Sheet Grade: Brass 70/30, Hardness: Half Hard
203.2 (8.00")	304.8 (12.00")	Steel	<b>SHM-0254-0203-0305-CR</b>	Single Sheet Grade: Cold Rolled Low Carbon 1008-1010
254 (10.00")	508 (20.00")	Plastic, Brown	SHM-0254-0254-0508-P	Single Sheet
300 (11.81")	3000 (118.11")	Brass	<b>SHM-0254-0300-3000-BR</b>	Single Roll
304 (11.97")	609 (23.98")	Plastic, Brown	SHM-0254-0305-0610-P	Single Sheet
304.8 (12.00")	609.6 (24.00")	Aluminium, Brown	<b>SHM-0254-0305-0610-AL</b>	Single Sheet Grade: 1100 Aluminium
304.8 (12.00")	1270 (50.00")	Stainless Steel	<b>SHM-0254-0305-1270-302</b>	Single Roll Grade: Cold Rolled 302 Stainless Steel, Hardness: Full Hard, Rockwell C40-45
508 (20.00")	508 (20.00")	Plastic, Brown	SHM-0254-0508-0508-P	Single Sheet
508 (20.00")	1270 (50.00")	Plastic, Brown	SHM-0254-0508-1270-P	Single Sheet
<b>Thickness mm (in.): 0.300 (0.0118")</b>				
12.7 (0.50")	1000.0 (39.37")	Stainless Steel	<b>SHM-0300-0013-1000-304H</b>	Roll Grade: SUS304H Stainless
12.7 (0.50")	1000.0 (39.37")	Steel	<b>SHM-0300-0013-1000-HS</b>	Roll Grade: SK Hardened Steel
45.0 (1.77")	1000.0 (39.37")	Stainless Steel	<b>SHM-0300-0045-1000-304H</b>	Roll Grade: SUS304H Stainless
45.0 (1.77")	1000.0 (39.37")	Steel	<b>SHM-0300-0045-1000-HS</b>	Roll Grade: SK Hardened Steel
50.0 (1.97")	50.0 (1.97")	Aluminium	<b>SHM-0300-0050-0050-AL</b>	Single Sheet
50.0 (1.97")	50.0 (1.97")	Brass	<b>SHM-0300-0050-0050-BR</b>	Single Sheet Hardness: C2801P / C2680P
50.0 (1.97")	50.0 (1.97")	Copper	<b>SHM-0300-0050-0050-CP</b>	Single Sheet
50.0 (1.97")	50.0 (1.97")	Stainless Steel	<b>SHM-0300-0050-0050-304</b>	Single Sheet Grade: 304 Stainless
50.0 (1.97")	50.0 (1.97")	Steel	<b>SHM-0300-0050-0050-CR</b>	Single Sheet Grade: Cold Rolled Steel
50.0 (1.97")	50.0 (1.97")	Steel	<b>SHM-0300-0050-0050-CRH</b>	Single Sheet Grade: Hardened Steel HRC42~46
100 (3.94")	40 (1.57")	Styrene, White	SHT-0030-0100-0040-ABS-W	
100.0 (3.94")	50.0 (1.97")	Aluminium	<b>SHM-0300-0100-0050-AL</b>	Single Sheet
100.0 (3.94")	50.0 (1.97")	Brass	<b>SHM-0300-0100-0050-BR</b>	Single Sheet Hardness: C2801P / C2680P
100.0 (3.94")	50.0 (1.97")	Copper	<b>SHM-0300-0100-0050-CP</b>	Single Sheet
100.0 (3.94")	50.0 (1.97")	Stainless Steel	<b>SHM-0300-0100-0050-304</b>	Single Sheet Grade: 304 Stainless

 Usually stocked or Short Delivery  
 \*\* Available while stocks last \*\*

 Long Delivery or Large Minimum Quantities  
 Not in current production



# Shim Sheet

Width mm (in.)	Length mm (in.)	Material	Part Number	Pack Size
<b>Thickness mm (in.): 0.300 (0.0118")</b>				
100.0 (3.94")	50.0 (1.97")	Steel	<b>SHM-0300-0100-0050-CRH</b>	Single Sheet Grade: Hardened Steel HRC42~46
100.0 (3.94")	50.0 (1.97")	Steel	<b>SHM-0300-0100-0050-CR</b>	Single Sheet Grade: Cold Rolled Steel
100.0 (3.94")	100.0 (3.94")	Aluminium	<b>SHM-0300-0100-0100-AL</b>	Single Sheet
100 (3.94")	100 (3.94")	Brass	<b>** SHM-0300-0100-0100-BR</b>	Single Sheet Grade: Brass Alloy H62, Hardness: Economy Chinese - Measurements are approximate
100.0 (3.94")	100.0 (3.94")	Copper	<b>SHM-0300-0100-0100-CP</b>	Single Sheet
100.0 (3.94")	100.0 (3.94")	Stainless Steel	<b>SHM-0300-0100-0100-304</b>	Single Sheet Grade: 304 Stainless
100.0 (3.94")	100.0 (3.94")	Steel	<b>SHM-0300-0100-0100-CR</b>	Single Sheet Grade: Cold Rolled Steel
100.0 (3.94")	100.0 (3.94")	Steel	<b>SHM-0300-0100-0100-CRH</b>	Single Sheet Grade: Hardened Steel HRC42~46
120 (4.72")	60 (2.36")	Styrene, White	<b>SHT-0030-0120-0060-ABS-W</b>	
150.0 (5.91")	50.0 (1.97")	Aluminium	<b>SHM-0300-0150-0050-AL</b>	Single Sheet
150.0 (5.91")	50.0 (1.97")	Brass	<b>SHM-0300-0150-0050-BR</b>	Single Sheet Hardness: C2801P / C2680P
150.0 (5.91")	50.0 (1.97")	Copper	<b>SHM-0300-0150-0050-CP</b>	Single Sheet
150.0 (5.91")	50.0 (1.97")	Stainless Steel	<b>SHM-0300-0150-0050-304</b>	Single Sheet Grade: 304 Stainless
150.0 (5.91")	50.0 (1.97")	Steel	<b>SHM-0300-0150-0050-CR</b>	Single Sheet Grade: Cold Rolled Steel
150.0 (5.91")	50.0 (1.97")	Steel	<b>SHM-0300-0150-0050-CRH</b>	Single Sheet Grade: Hardened Steel HRC42~46
150.0 (5.91")	100.0 (3.94")	Aluminium	<b>SHM-0300-0150-0100-AL</b>	Single Sheet
150.0 (5.91")	100.0 (3.94")	Brass	<b>SHM-0300-0150-0100-BR</b>	Single Sheet Hardness: C2801P / C2680P
150.0 (5.91")	100.0 (3.94")	Copper	<b>SHM-0300-0150-0100-CP</b>	Single Sheet
150.0 (5.91")	100.0 (3.94")	Stainless Steel	<b>SHM-0300-0150-0100-304</b>	Single Sheet Grade: 304 Stainless
150.0 (5.91")	100.0 (3.94")	Steel	<b>SHM-0300-0150-0100-CR</b>	Single Sheet Grade: Cold Rolled Steel
150.0 (5.91")	100.0 (3.94")	Steel	<b>SHM-0300-0150-0100-CRH</b>	Single Sheet Grade: Hardened Steel HRC42~46
150.0 (5.91")	150.0 (5.91")	Aluminium	<b>SHM-0300-0150-0150-AL</b>	Single Sheet
150.0 (5.91")	150.0 (5.91")	Brass	<b>SHM-0300-0150-0150-BR</b>	Single Sheet Hardness: C2801P / C2680P
150.0 (5.91")	150.0 (5.91")	Copper	<b>SHM-0300-0150-0150-CP</b>	Single Sheet
150.0 (5.91")	150.0 (5.91")	Stainless Steel	<b>SHM-0300-0150-0150-304</b>	Single Sheet Grade: 304 Stainless
150.0 (5.91")	150.0 (5.91")	Steel	<b>SHM-0300-0150-0150-CR</b>	Single Sheet Grade: Cold Rolled Steel
200.0 (7.87")	50.0 (1.97")	Aluminium	<b>SHM-0300-0200-0050-AL</b>	Single Sheet
200.0 (7.87")	50.0 (1.97")	Brass	<b>SHM-0300-0200-0050-BR</b>	Single Sheet Hardness: C2801P / C2680P
200.0 (7.87")	50.0 (1.97")	Copper	<b>SHM-0300-0200-0050-CP</b>	Single Sheet
200.0 (7.87")	50.0 (1.97")	Stainless Steel	<b>SHM-0300-0200-0050-304</b>	Single Sheet Grade: 304 Stainless
200.0 (7.87")	50.0 (1.97")	Steel	<b>SHM-0300-0200-0050-CR</b>	Single Sheet Grade: Cold Rolled Steel
200.0 (7.87")	50.0 (1.97")	Steel	<b>SHM-0300-0200-0050-CRH</b>	Single Sheet Grade: Hardened Steel HRC42~46
200.0 (7.87")	100.0 (3.94")	Aluminium	<b>SHM-0300-0200-0100-AL</b>	Single Sheet
200.0 (7.87")	100.0 (3.94")	Brass	<b>SHM-0300-0200-0100-BR</b>	Single Sheet Hardness: C2801P / C2680P
200.0 (7.87")	100.0 (3.94")	Copper	<b>SHM-0300-0200-0100-CP</b>	Single Sheet



Usually stocked or Short Delivery



Long Delivery or Large Minimum Quantities



\*\* Available while stocks last \*\*



Not in current production



# Shim Sheet

Width mm (in.)	Length mm (in.)	Material	Part Number	Pack Size
<b>Thickness mm (in.): 0.300 (0.0118")</b>				
200.0 (7.87")	100.0 (3.94")	Stainless Steel	SHM-0300-0200-0100-304	Single Sheet Grade: 304 Stainless
200.0 (7.87")	100.0 (3.94")	Steel	SHM-0300-0200-0100-CR	Single Sheet Grade: Cold Rolled Steel
200.0 (7.87")	100.0 (3.94")	Steel	SHM-0300-0200-0100-CRH	Single Sheet Grade: Hardened Steel HRC42~46
200.0 (7.87")	150.0 (5.91")	Aluminium	SHM-0300-0200-0150-AL	Single Sheet
200.0 (7.87")	150.0 (5.91")	Brass	SHM-0300-0200-0150-BR	Single Sheet Hardness: C2801P / C2680P
200.0 (7.87")	150.0 (5.91")	Copper	SHM-0300-0200-0150-CP	Single Sheet
200.0 (7.87")	150.0 (5.91")	Stainless Steel	SHM-0300-0200-0150-304	Single Sheet Grade: 304 Stainless
200.0 (7.87")	150.0 (5.91")	Steel	SHM-0300-0200-0150-CR	Single Sheet Grade: Cold Rolled Steel
200.0 (7.87")	200.0 (7.87")	Aluminium	SHM-0300-0200-0200-AL	Single Sheet
200.0 (7.87")	200.0 (7.87")	Brass	SHM-0300-0200-0200-BR	Single Sheet Hardness: C2801P / C2680P
200.0 (7.87")	200.0 (7.87")	Copper	SHM-0300-0200-0200-CP	Single Sheet
200.0 (7.87")	200.0 (7.87")	Stainless Steel	SHM-0300-0200-0200-304	Single Sheet Grade: 304 Stainless
200.0 (7.87")	200.0 (7.87")	Steel	SHM-0300-0200-0200-CR	Single Sheet Grade: Cold Rolled Steel
240 (9.45")	120 (4.72")	Styrene, White	SHT-0030-0240-0120-ABS-W	
240.0 (9.45")	1000 (39.37")	Titanium, Natural	** SHM-0300-0240-1000-CP2	Roll Grade: CP2, Hardness: HRB 80
250.0 (9.84")	50.0 (1.97")	Aluminium	SHM-0300-0250-0050-AL	Single Sheet
250.0 (9.84")	50.0 (1.97")	Brass	SHM-0300-0250-0050-BR	Single Sheet Hardness: C2801P / C2680P
250.0 (9.84")	50.0 (1.97")	Copper	SHM-0300-0250-0050-CP	Single Sheet
250.0 (9.84")	50.0 (1.97")	Stainless Steel	SHM-0300-0250-0050-304	Single Sheet Grade: 304 Stainless
250.0 (9.84")	50.0 (1.97")	Steel	SHM-0300-0250-0050-CR	Single Sheet Grade: Cold Rolled Steel
250.0 (9.84")	50.0 (1.97")	Steel	SHM-0300-0250-0050-CRH	Single Sheet Grade: Hardened Steel HRC42~46
250.0 (9.84")	100.0 (3.94")	Aluminium	SHM-0300-0250-0100-AL	Single Sheet
250.0 (9.84")	100.0 (3.94")	Brass	SHM-0300-0250-0100-BR	Single Sheet Hardness: C2801P / C2680P
250.0 (9.84")	100.0 (3.94")	Copper	SHM-0300-0250-0100-CP	Single Sheet
250.0 (9.84")	100.0 (3.94")	Stainless Steel	SHM-0300-0250-0100-304	Single Sheet Grade: 304 Stainless
250.0 (9.84")	100.0 (3.94")	Steel	SHM-0300-0250-0100-CR	Single Sheet Grade: Cold Rolled Steel
250.0 (9.84")	100.0 (3.94")	Steel	SHM-0300-0250-0100-CRH	Single Sheet Grade: Hardened Steel HRC42~46
250.0 (9.84")	150.0 (5.91")	Aluminium	SHM-0300-0250-0150-AL	Single Sheet
250.0 (9.84")	150.0 (5.91")	Brass	SHM-0300-0250-0150-BR	Single Sheet Hardness: C2801P / C2680P
250.0 (9.84")	150.0 (5.91")	Copper	SHM-0300-0250-0150-CP	Single Sheet
250.0 (9.84")	150.0 (5.91")	Stainless Steel	SHM-0300-0250-0150-304	Single Sheet Grade: 304 Stainless
250.0 (9.84")	150.0 (5.91")	Steel	SHM-0300-0250-0150-CR	Single Sheet Grade: Cold Rolled Steel
250.0 (9.84")	200.0 (7.87")	Aluminium	SHM-0300-0250-0200-AL	Single Sheet
250.0 (9.84")	200.0 (7.87")	Brass	SHM-0300-0250-0200-BR	Single Sheet Hardness: C2801P / C2680P
250.0 (9.84")	200.0 (7.87")	Copper	SHM-0300-0250-0200-CP	Single Sheet

Usually stocked or Short Delivery  
 \*\* Available while stocks last \*\*

Long Delivery or Large Minimum Quantities  
 Not in current production

# Shim Sheet



Width mm (in.)	Length mm (in.)	Material	Part Number	Pack Size
<b>Thickness mm (in.): 0.300 (0.0118")</b>				
250.0 (9.84")	200.0 (7.87")	Stainless Steel	SHM-0300-0250-0200-304	Single Sheet Grade: 304 Stainless
250.0 (9.84")	200.0 (7.87")	Steel	SHM-0300-0250-0200-CR	Single Sheet Grade: Cold Rolled Steel
250.0 (9.84")	250.0 (9.84")	Aluminium	SHM-0300-0250-0250-AL	Single Sheet
250.0 (9.84")	250.0 (9.84")	Brass	SHM-0300-0250-0250-BR	Single Sheet Hardness: C2801P / C2680P
250.0 (9.84")	250.0 (9.84")	Copper	SHM-0300-0250-0250-CP	Single Sheet
250.0 (9.84")	250.0 (9.84")	Stainless Steel	SHM-0300-0250-0250-304	Single Sheet Grade: 304 Stainless
250.0 (9.84")	250.0 (9.84")	Steel	SHM-0300-0250-0250-CR	Single Sheet Grade: Cold Rolled Steel
290 (11.42")	210 (8.27")	Styrene, White	SHT-0030-0290-0210-ABS-W	
300.0 (11.81")	50.0 (1.97")	Aluminium	SHM-0300-0300-0050-AL	Single Sheet
300.0 (11.81")	50.0 (1.97")	Brass	SHM-0300-0300-0050-BR	Single Sheet Hardness: C2801P / C2680P
300.0 (11.81")	50.0 (1.97")	Copper	SHM-0300-0300-0050-CP	Single Sheet
300.0 (11.81")	50.0 (1.97")	Stainless Steel	SHM-0300-0300-0050-304	Single Sheet Grade: 304 Stainless
300.0 (11.81")	50.0 (1.97")	Steel	SHM-0300-0300-0050-CRH	Single Sheet Grade: Hardened Steel HRC42~46
300.0 (11.81")	50.0 (1.97")	Steel	SHM-0300-0300-0050-CR	Single Sheet Grade: Cold Rolled Steel
300.0 (11.81")	100.0 (3.94")	Aluminium	SHM-0300-0300-0100-AL	Single Sheet
300.0 (11.81")	100.0 (3.94")	Brass	SHM-0300-0300-0100-BR	Single Sheet Hardness: C2801P / C2680P
300.0 (11.81")	100.0 (3.94")	Copper	SHM-0300-0300-0100-CP	Single Sheet
300.0 (11.81")	100.0 (3.94")	Stainless Steel	SHM-0300-0300-0100-304	Single Sheet Grade: 304 Stainless
300.0 (11.81")	100.0 (3.94")	Steel	SHM-0300-0300-0100-CR	Single Sheet Grade: Cold Rolled Steel
300.0 (11.81")	100.0 (3.94")	Steel	SHM-0300-0300-0100-CRH	Single Sheet Grade: Hardened Steel HRC42~46
300.0 (11.81")	150.0 (5.91")	Aluminium	SHM-0300-0300-0150-AL	Single Sheet
300.0 (11.81")	150.0 (5.91")	Brass	SHM-0300-0300-0150-BR	Single Sheet Hardness: C2801P / C2680P
300.0 (11.81")	150.0 (5.91")	Copper	SHM-0300-0300-0150-CP	Single Sheet
300.0 (11.81")	150.0 (5.91")	Stainless Steel	SHM-0300-0300-0150-304	Single Sheet Grade: 304 Stainless
300.0 (11.81")	150.0 (5.91")	Steel	SHM-0300-0300-0150-CR	Single Sheet Grade: Cold Rolled Steel
300.0 (11.81")	200.0 (7.87")	Aluminium	SHM-0300-0300-0200-AL	Single Sheet
300.0 (11.81")	200.0 (7.87")	Brass	SHM-0300-0300-0200-BR	Single Sheet Hardness: C2801P / C2680P
300.0 (11.81")	200.0 (7.87")	Copper	SHM-0300-0300-0200-CP	Single Sheet
300.0 (11.81")	200.0 (7.87")	Stainless Steel	SHM-0300-0300-0200-304	Single Sheet Grade: 304 Stainless
300.0 (11.81")	200.0 (7.87")	Steel	SHM-0300-0300-0200-CR	Single Sheet Grade: Cold Rolled Steel
300.0 (11.81")	250.0 (9.84")	Aluminium	SHM-0300-0300-0250-AL	Single Sheet
300.0 (11.81")	250.0 (9.84")	Brass	SHM-0300-0300-0250-BR	Single Sheet Hardness: C2801P / C2680P
300.0 (11.81")	250.0 (9.84")	Copper	SHM-0300-0300-0250-CP	Single Sheet
300.0 (11.81")	250.0 (9.84")	Stainless Steel	SHM-0300-0300-0250-304	Single Sheet Grade: 304 Stainless
300.0 (11.81")	250.0 (9.84")	Steel	SHM-0300-0300-0250-CR	Single Sheet Grade: Cold Rolled Steel
300.0 (11.81")	300.0 (11.81")	Aluminium	SHM-0300-0300-0300-AL	Single Sheet



Usually stocked or Short Delivery  
 \*\* Available while stocks last \*\*

Long Delivery or Large Minimum Quantities  
 Not in current production

# Shim Sheet

Width mm (in.)	Length mm (in.)	Material	Part Number	Pack Size
<b>Thickness mm (in.): 0.300 (0.0118")</b>				
300.0 (11.81")	300.0 (11.81")	Brass	<b>SHM-0300-0300-0300-BR</b>	Single Sheet Hardness: C2801P / C2680P
300.0 (11.81")	300.0 (11.81")	Copper	<b>SHM-0300-0300-0300-CP</b>	Single Sheet
300.0 (11.81")	300.0 (11.81")	Stainless Steel	<b>SHM-0300-0300-0300-304</b>	Single Sheet Grade: 304 Stainless
300.0 (11.81")	300.0 (11.81")	Steel	<b>SHM-0300-0300-0300-CR</b>	Single Sheet Grade: Cold Rolled Steel
500 (19.69")	400 (15.75")	Carbon Fibre, Self Colour	SHT-0030-0500-0400-CF	
<b>Thickness mm (in.): 0.305 (0.0120")</b>				
12.7 (0.50")	304.8 (12.00")	Stainless Steel	SHM-0305-0013-0305-430	Strip Grade: 430 Stainless Steel
19.1 (0.75")	304.8 (12.00")	Stainless Steel	SHM-0305-0019-0305-430	Strip Grade: 430 Stainless Steel
25.4 (1.00")	304.8 (12.00")	Stainless Steel	SHM-0305-0025-0305-430	Strip Grade: 430 Stainless Steel
152.4 (6.00")	304.8 (12.00")	Stainless Steel	SHM-0305-0150-0305-430	Single Sheet Grade: 430 Stainless Steel
152.4 (6.00")	2540 (100.00")	Brass	<b>SHM-0305-0152-2540-BRH</b>	Single Roll Hardness: Hard
203 (7.99")	300 (11.81")	Stainless Steel	<b>SHM-0305-0203-0300-302</b>	Single Sheet Grade: 302/304 Stainless Steel
203.2 (8.00")	304.8 (12.00")	Brass	<b>SHM-0305-0203-0305-BR</b>	Single Sheet Grade: Brass 70/30, Hardness: Half Hard
203.2 (8.00")	304.8 (12.00")	Steel	SHM-0305-0203-0305-CR	Single Sheet Grade: 1010 Steel
300 (11.81")	3000 (118.11")	Brass	<b>SHM-0305-0300-3000-BR</b>	Single Roll
<b>Thickness mm (in.): 0.318 (0.0125")</b>				
127 (5.00")	508 (20.00")	Plastic, Black	SHM-0318-0127-0508-P	Single Sheet
254 (10.00")	508 (20.00")	Plastic, Black	SHM-0318-0254-0508-P	Single Sheet
304 (11.97")	609 (23.98")	Plastic, Black	SHM-0318-0305-0610-P	Single Sheet
508 (20.00")	508 (20.00")	Plastic, Black	SHM-0318-0508-0508-P	Single Sheet
508 (20.00")	1270 (50.00")	Plastic, Black	SHM-0318-0508-1270-P	Single Sheet
<b>Thickness mm (in.): 0.32 (0.0126")</b>				
150 (5.91")	100 (3.94")	Aluminium - T1100, Self Colour	SHT-0032-0150-0100-AL	
150 (5.91")	100 (3.94")	Aluminium - T6061, Self Colour	SHT-0032-0150-0100-AL-T6	
150 (5.91")	100 (3.94")	Aluminium - T7075, Self Colour	SHT-0032-0150-0100-AL-T7	
200 (7.87")	200 (7.87")	Aluminium - T1100, Self Colour	SHT-0032-0200-0200-AL	
200 (7.87")	200 (7.87")	Aluminium - T6061, Self Colour	SHT-0032-0200-0200-AL-T6	
200 (7.87")	200 (7.87")	Aluminium, Self Colour	** SHT-0320-0200-0200-AL-T7	Single Sheet Grade: T7075
250 (9.84")	150 (5.91")	Aluminium - T1100, Self Colour	SHT-0032-0250-0150-AL	
250 (9.84")	150 (5.91")	Aluminium - T6061, Self Colour	SHT-0032-0250-0150-AL-T6	
250 (9.84")	150 (5.91")	Aluminium - T7075, Self Colour	SHT-0032-0250-0150-AL-T7	
290 (11.42")	200 (7.87")	Aluminium - T1100, Self Colour	SHT-0032-0290-0200-AL	
290 (11.42")	200 (7.87")	Aluminium - T6061, Self Colour	SHT-0032-0290-0200-AL-T6	
290 (11.42")	200 (7.87")	Aluminium - T7075, Self Colour	SHT-0032-0290-0200-AL-T7	
340 (13.39")	290 (11.42")	Aluminium - T1100, Self Colour	SHT-0032-0340-0290-AL	
340 (13.39")	290 (11.42")	Aluminium - T6061, Self Colour	SHT-0032-0340-0290-AL-T6	
340 (13.39")	290 (11.42")	Aluminium - T7075, Self Colour	SHT-0032-0340-0290-AL-T7	
<b>Thickness mm (in.): 0.330 (0.0130")</b>				
127 (5.00")	177.8 (7.00")	Tin, Natural	<b>SHM-0330-0127-0178-T</b>	Single Sheet
<b>Thickness mm (in.): 0.350 (0.0138")</b>				
45.0 (1.77")	1000.0 (39.37")	Steel	<b>SHM-0350-0045-1000-HS</b>	Roll Grade: SK Hardened Steel
50.0 (1.97")	50.0 (1.97")	Stainless Steel	<b>SHM-0350-0050-0050-304</b>	Single Sheet Grade: 304 Stainless

 Usually stocked or Short Delivery  
 \*\* Available while stocks last \*\*

 Long Delivery or Large Minimum Quantities  
 Not in current production

# Shim Sheet

Width mm (in.)	Length mm (in.)	Material	Part Number	Pack Size
<b>Thickness mm (in.): 0.350 (0.0138")</b>				
50.0 (1.97")	50.0 (1.97")	Steel	<b>SHM-0350-0050-0050-CRH</b>	Single Sheet Grade: Hardened Steel HRC42~46
100.0 (3.94")	50.0 (1.97")	Stainless Steel	<b>SHM-0350-0100-0050-304</b>	Single Sheet Grade: 304 Stainless
100.0 (3.94")	50.0 (1.97")	Steel	<b>SHM-0350-0100-0050-CRH</b>	Single Sheet Grade: Hardened Steel HRC42~46
100.0 (3.94")	100.0 (3.94")	Stainless Steel	<b>SHM-0350-0100-0100-304</b>	Single Sheet Grade: 304 Stainless
150.0 (5.91")	50.0 (1.97")	Stainless Steel	<b>SHM-0350-0150-0050-304</b>	Single Sheet Grade: 304 Stainless
150.0 (5.91")	50.0 (1.97")	Steel	<b>SHM-0350-0150-0050-CRH</b>	Single Sheet Grade: Hardened Steel HRC42~46
150.0 (5.91")	100.0 (3.94")	Stainless Steel	<b>SHM-0350-0150-0100-304</b>	Single Sheet Grade: 304 Stainless
150.0 (5.91")	150.0 (5.91")	Stainless Steel	<b>SHM-0350-0150-0150-304</b>	Single Sheet Grade: 304 Stainless
200.0 (7.87")	50.0 (1.97")	Stainless Steel	<b>SHM-0350-0200-0050-304</b>	Single Sheet Grade: 304 Stainless
200.0 (7.87")	50.0 (1.97")	Steel	<b>SHM-0350-0200-0050-CRH</b>	Single Sheet Grade: Hardened Steel HRC42~46
200.0 (7.87")	100.0 (3.94")	Stainless Steel	<b>SHM-0350-0200-0100-304</b>	Single Sheet Grade: 304 Stainless
200.0 (7.87")	150.0 (5.91")	Stainless Steel	<b>SHM-0350-0200-0150-304</b>	Single Sheet Grade: 304 Stainless
200.0 (7.87")	200.0 (7.87")	Stainless Steel	<b>SHM-0350-0200-0200-304</b>	Single Sheet Grade: 304 Stainless
250.0 (9.84")	50.0 (1.97")	Stainless Steel	<b>SHM-0350-0250-0050-304</b>	Single Sheet Grade: 304 Stainless
250.0 (9.84")	50.0 (1.97")	Steel	<b>SHM-0350-0250-0050-CRH</b>	Single Sheet Grade: Hardened Steel HRC42~46
250.0 (9.84")	100.0 (3.94")	Stainless Steel	<b>SHM-0350-0250-0100-304</b>	Single Sheet Grade: 304 Stainless
250.0 (9.84")	150.0 (5.91")	Stainless Steel	<b>SHM-0350-0250-0150-304</b>	Single Sheet Grade: 304 Stainless
250.0 (9.84")	200.0 (7.87")	Stainless Steel	<b>SHM-0350-0250-0200-304</b>	Single Sheet Grade: 304 Stainless
250.0 (9.84")	250.0 (9.84")	Stainless Steel	<b>SHM-0350-0250-0250-304</b>	Single Sheet Grade: 304 Stainless, : 0, : 63.500
300.0 (11.81")	50.0 (1.97")	Stainless Steel	<b>SHM-0350-0300-0050-304</b>	Single Sheet Grade: 304 Stainless
300.0 (11.81")	50.0 (1.97")	Steel	<b>SHM-0350-0300-0050-CRH</b>	Single Sheet Grade: Hardened Steel HRC42~46
300.0 (11.81")	100.0 (3.94")	Stainless Steel	<b>SHM-0350-0300-0100-304</b>	Single Sheet Grade: 304 Stainless
300.0 (11.81")	150.0 (5.91")	Stainless Steel	<b>SHM-0350-0300-0150-304</b>	Single Sheet Grade: 304 Stainless
300.0 (11.81")	200.0 (7.87")	Stainless Steel	<b>SHM-0350-0300-0200-304</b>	Single Sheet Grade: 304 Stainless, : 0, : 63.500
300.0 (11.81")	250.0 (9.84")	Stainless Steel	<b>SHM-0350-0300-0250-304</b>	Single Sheet Grade: 304 Stainless, : 0, : 63.500
300.0 (11.81")	300.0 (11.81")	Stainless Steel	<b>SHM-0350-0300-0300-304</b>	Single Sheet Grade: 304 Stainless, : 0, : 63.500

<b>Thickness mm (in.): 0.38 (0.0150")</b>				
300 (11.81")	150 (5.91")	Styrene, Clear	SHT-0038-0300-0150-ABS-C	
300 (11.81")	150 (5.91")	Styrene, White	SHT-0038-0300-0150-ABS-W	
350 (13.78")	280 (11.02")	Styrene, White	SHT-0038-0350-0280-ABS-W	
600 (23.62")	300 (11.81")	Styrene, White	SHT-0038-0600-0300-ABS-W	

<b>Thickness mm (in.): 0.381 (0.0150")</b>				
127 (5.00")	508 (20.00")	Plastic, Pink	<b>SHM-0381-0127-0508-P</b>	Pack of 10 Sheets



Usually stocked or Short Delivery

\*\* Available while stocks last \*\*



Long Delivery or Large Minimum Quantities



Not in current production

# Shim Sheet



Width mm (in.)	Length mm (in.)	Material	Part Number	Pack Size
<b>Thickness mm (in.): 0.381 (0.0150")</b>				
152.4 (6.00")	2540 (100.00")	Brass	SHM-0381-0152-2540-BR	Single Roll
Grade: Cold Rolled CDA 260 Brass Alloy, Hardness: Half Hard, Rockwell 30T 56 - 68				
152.4 (6.00")	2540 (100.00")	Brass	<b>SHM-0381-0152-2540-BRH</b>	Single Roll
Hardness: Hard				
152.4 (6.00")	2540 (100.00")	Steel	<b>SHM-0381-0152-2540-CR</b>	Single Roll
Grade: Cold Rolled Low Carbon 1008-1010, Hardness: Full Hard, Rockwell RB90 Minimum				
203 (7.99")	300 (11.81")	Stainless Steel	<b>SHM-0381-0203-0300-302</b>	Single Sheet
Grade: 302/304 Stainless Steel				
203.2 (8.00")	304.8 (12.00")	Brass	<b>SHM-0381-0203-0305-BR</b>	Single Sheet
Grade: Brass 70/30, Hardness: Half Hard				
203.2 (8.00")	304.8 (12.00")	Steel	<b>SHM-0381-0203-0305-CR</b>	Single Sheet
Grade: Cold Rolled Low Carbon 1008-1010				
254 (10.00")	508 (20.00")	Plastic, Pink	SHM-0381-0254-0508-P	Single Sheet
300 (11.81")	3000 (118.11")	Brass	<b>SHM-0381-0300-3000-BR</b>	Single Roll
304 (11.97")	609 (23.98")	Plastic, Pink	SHM-0381-0305-0610-P	Single Sheet
304.8 (12.00")	1270 (50.00")	Stainless Steel	<b>SHM-0381-0305-1270-302</b>	Single Roll
Grade: Cold Rolled 302 Stainless Steel, Hardness: Full Hard, Rockwell C40-45				
508 (20.00")	508 (20.00")	Plastic, Pink	SHM-0381-0508-0508-P	Single Sheet
508 (20.00")	1270 (50.00")	Plastic, Pink	SHM-0381-0508-1270-P	Single Sheet
<b>Thickness mm (in.): 0.400 (0.0157")</b>				
12.7 (0.50")	1000.0 (39.37")	Steel	<b>SHM-0400-0013-1000-HS</b>	Roll
Grade: SK Hardened Steel				
45.0 (1.77")	1000.0 (39.37")	Steel	<b>SHM-0400-0045-1000-HS</b>	Roll
Grade: SK Hardened Steel				
50.0 (1.97")	50.0 (1.97")	Aluminium	<b>SHM-0400-0050-0050-AL</b>	Single Sheet
50.0 (1.97")	50.0 (1.97")	Brass	<b>SHM-0400-0050-0050-BR</b>	Single Sheet
Hardness: C2801P / C2680P				
50.0 (1.97")	50.0 (1.97")	Copper	<b>SHM-0400-0050-0050-CP</b>	Single Sheet
50.0 (1.97")	50.0 (1.97")	Stainless Steel	<b>SHM-0400-0050-0050-304</b>	Single Sheet
Grade: 304 Stainless, : 0, : 63.500				
50.0 (1.97")	50.0 (1.97")	Steel	<b>SHM-0400-0050-0050-CR</b>	Single Sheet
Grade: Cold Rolled Steel				
50.0 (1.97")	50.0 (1.97")	Steel	<b>SHM-0400-0050-0050-CRH</b>	Single Sheet
Grade: Hardened Steel HRC42~46				
100.0 (3.94")	50.0 (1.97")	Aluminium	<b>SHM-0400-0100-0050-AL</b>	Single Sheet
100.0 (3.94")	50.0 (1.97")	Brass	<b>SHM-0400-0100-0050-BR</b>	Single Sheet
Hardness: C2801P / C2680P				
100.0 (3.94")	50.0 (1.97")	Copper	<b>SHM-0400-0100-0050-CP</b>	Single Sheet
100.0 (3.94")	50.0 (1.97")	Stainless Steel	<b>SHM-0400-0100-0050-304</b>	Single Sheet
Grade: 304 Stainless, : 0, : 63.500				
100.0 (3.94")	50.0 (1.97")	Steel	<b>SHM-0400-0100-0050-CR</b>	Single Sheet
Grade: Cold Rolled Steel				
100.0 (3.94")	50.0 (1.97")	Steel	<b>SHM-0400-0100-0050-CRH</b>	Single Sheet
Grade: Hardened Steel HRC42~46				
100.0 (3.94")	100.0 (3.94")	Aluminium	<b>SHM-0400-0100-0100-AL</b>	Single Sheet
100.0 (3.94")	100.0 (3.94")	Brass	<b>SHM-0400-0100-0100-BR</b>	Single Sheet
Hardness: C2801P / C2680P				
100.0 (3.94")	100.0 (3.94")	Copper	<b>SHM-0400-0100-0100-CP</b>	Single Sheet
100.0 (3.94")	100.0 (3.94")	Stainless Steel	<b>SHM-0400-0100-0100-304</b>	Single Sheet
Grade: 304 Stainless, : 0, : 56.440				
100.0 (3.94")	100.0 (3.94")	Steel	<b>SHM-0400-0100-0100-CRH</b>	Single Sheet
Grade: Hardened Steel HRC42~46				
100.0 (3.94")	100.0 (3.94")	Steel	<b>SHM-0400-0100-0100-CR</b>	Single Sheet
Grade: Cold Rolled Steel				
150.0 (5.91")	50.0 (1.97")	Aluminium	<b>SHM-0400-0150-0050-AL</b>	Single Sheet
150.0 (5.91")	50.0 (1.97")	Brass	<b>SHM-0400-0150-0050-BR</b>	Single Sheet
Hardness: C2801P / C2680P				
150.0 (5.91")	50.0 (1.97")	Copper	<b>SHM-0400-0150-0050-CP</b>	Single Sheet



Usually stocked or Short Delivery  
 \*\* Available while stocks last \*\*

Long Delivery or Large Minimum Quantities  
 Not in current production

# Shim Sheet

Width mm (in.)	Length mm (in.)	Material	Part Number	Pack Size
<b>Thickness mm (in.): 0.400 (0.0157")</b>				
150.0 (5.91")	50.0 (1.97")	Stainless Steel	<b>SHM-0400-0150-0050-304</b>	Single Sheet Grade: 304 Stainless, : 0, : 63.500
150.0 (5.91")	50.0 (1.97")	Steel	<b>SHM-0400-0150-0050-CR</b>	Single Sheet Grade: Cold Rolled Steel
150.0 (5.91")	50.0 (1.97")	Steel	<b>SHM-0400-0150-0050-CRH</b>	Single Sheet Grade: Hardened Steel HRC42~46
150.0 (5.91")	100.0 (3.94")	Aluminium	<b>SHM-0400-0150-0100-AL</b>	Single Sheet
150.0 (5.91")	100.0 (3.94")	Brass	<b>SHM-0400-0150-0100-BR</b>	Single Sheet Hardness: C2801P / C2680P
150.0 (5.91")	100.0 (3.94")	Copper	<b>SHM-0400-0150-0100-CP</b>	Single Sheet
150.0 (5.91")	100.0 (3.94")	Stainless Steel	<b>SHM-0400-0150-0100-304</b>	Single Sheet Grade: 304 Stainless, : 0, : 56.440
150.0 (5.91")	100.0 (3.94")	Steel	<b>SHM-0400-0150-0100-CRH</b>	Single Sheet Grade: Hardened Steel HRC42~46
150.0 (5.91")	100.0 (3.94")	Steel	<b>SHM-0400-0150-0100-CR</b>	Single Sheet Grade: Cold Rolled Steel
150.0 (5.91")	150.0 (5.91")	Aluminium	<b>SHM-0400-0150-0150-AL</b>	Single Sheet
150.0 (5.91")	150.0 (5.91")	Brass	<b>SHM-0400-0150-0150-BR</b>	Single Sheet Hardness: C2801P / C2680P
150.0 (5.91")	150.0 (5.91")	Copper	<b>SHM-0400-0150-0150-CP</b>	Single Sheet
150.0 (5.91")	150.0 (5.91")	Stainless Steel	<b>SHM-0400-0150-0150-304</b>	Single Sheet Grade: 304 Stainless, : 0, : 56.440
150.0 (5.91")	150.0 (5.91")	Steel	<b>SHM-0400-0150-0150-CR</b>	Single Sheet Grade: Cold Rolled Steel
200.0 (7.87")	50.0 (1.97")	Aluminium	<b>SHM-0400-0200-0050-AL</b>	Single Sheet
200.0 (7.87")	50.0 (1.97")	Brass	<b>SHM-0400-0200-0050-BR</b>	Single Sheet Hardness: C2801P / C2680P
200.0 (7.87")	50.0 (1.97")	Copper	<b>SHM-0400-0200-0050-CP</b>	Single Sheet
200.0 (7.87")	50.0 (1.97")	Stainless Steel	<b>SHM-0400-0200-0050-304</b>	Single Sheet Grade: 304 Stainless, : 0, : 56.440
200.0 (7.87")	50.0 (1.97")	Steel	<b>SHM-0400-0200-0050-CRH</b>	Single Sheet Grade: Hardened Steel HRC42~46
200.0 (7.87")	50.0 (1.97")	Steel	<b>SHM-0400-0200-0050-CR</b>	Single Sheet Grade: Cold Rolled Steel
200.0 (7.87")	100.0 (3.94")	Aluminium	<b>SHM-0400-0200-0100-AL</b>	Single Sheet
200.0 (7.87")	100.0 (3.94")	Brass	<b>SHM-0400-0200-0100-BR</b>	Single Sheet Hardness: C2801P / C2680P
200.0 (7.87")	100.0 (3.94")	Copper	<b>SHM-0400-0200-0100-CP</b>	Single Sheet
200.0 (7.87")	100.0 (3.94")	Stainless Steel	<b>SHM-0400-0200-0100-304</b>	Single Sheet Grade: 304 Stainless, : 0, : 56.440
200.0 (7.87")	100.0 (3.94")	Steel	<b>SHM-0400-0200-0100-CR</b>	Single Sheet Grade: Cold Rolled Steel
200.0 (7.87")	100.0 (3.94")	Steel	<b>SHM-0400-0200-0100-CRH</b>	Single Sheet Grade: Hardened Steel HRC42~46
200.0 (7.87")	150.0 (5.91")	Aluminium	<b>SHM-0400-0200-0150-AL</b>	Single Sheet
200.0 (7.87")	150.0 (5.91")	Brass	<b>SHM-0400-0200-0150-BR</b>	Single Sheet Hardness: C2801P / C2680P
200.0 (7.87")	150.0 (5.91")	Copper	<b>SHM-0400-0200-0150-CP</b>	Single Sheet
200.0 (7.87")	150.0 (5.91")	Stainless Steel	<b>SHM-0400-0200-0150-304</b>	Single Sheet Grade: 304 Stainless, : 0, : 56.440
200.0 (7.87")	150.0 (5.91")	Steel	<b>SHM-0400-0200-0150-CR</b>	Single Sheet Grade: Cold Rolled Steel
200 (7.87")	200 (7.87")	Aluminium - T1100, Self Colour	SHT-0040-0200-0200-AL	
200 (7.87")	200 (7.87")	Aluminium - T6061, Self Colour	SHT-0040-0200-0200-AL-T6	
200.0 (7.87")	200.0 (7.87")	Aluminium	<b>SHM-0400-0200-0200-AL</b>	Single Sheet
200 (7.87")	200 (7.87")	Aluminium, Self Colour	SHT-0400-0200-0200-AL-T7	Single Sheet Grade: T7075

 Usually stocked or Short Delivery  
 \*\* Available while stocks last \*\*

 Long Delivery or Large Minimum Quantities  
 Not in current production



# Shim Sheet

Width mm (in.)	Length mm (in.)	Material	Part Number	Pack Size
<b>Thickness mm (in.): 0.400 (0.0157")</b>				
200 (7.87")	200 (7.87")	Brass	SHM-0400-0200-0200-BR	Single Sheet
Grade: Brass Alloy H62, Hardness: Economy Chinese - Measurements are approximate				
200.0 (7.87")	200.0 (7.87")	Copper	<b>SHM-0400-0200-0200-CP</b>	Single Sheet
200.0 (7.87")	200.0 (7.87")	Stainless Steel	<b>SHM-0400-0200-0200-304</b>	Single Sheet
Grade: 304 Stainless, : 1, : 50.800				
200.0 (7.87")	200.0 (7.87")	Steel	<b>SHM-0400-0200-0200-CR</b>	Single Sheet
Grade: Cold Rolled Steel				
250.0 (9.84")	50.0 (1.97")	Aluminium	<b>SHM-0400-0250-0050-AL</b>	Single Sheet
250.0 (9.84")	50.0 (1.97")	Brass	<b>SHM-0400-0250-0050-BR</b>	Single Sheet
Hardness: C2801P / C2680P				
250.0 (9.84")	50.0 (1.97")	Copper	<b>SHM-0400-0250-0050-CP</b>	Single Sheet
250.0 (9.84")	50.0 (1.97")	Stainless Steel	<b>SHM-0400-0250-0050-304</b>	Single Sheet
Grade: 304 Stainless, : 0, : 56.440				
250.0 (9.84")	50.0 (1.97")	Steel	<b>SHM-0400-0250-0050-CRH</b>	Single Sheet
Grade: Hardened Steel HRC42~46				
250.0 (9.84")	50.0 (1.97")	Steel	<b>SHM-0400-0250-0050-CR</b>	Single Sheet
Grade: Cold Rolled Steel				
250.0 (9.84")	100.0 (3.94")	Aluminium	<b>SHM-0400-0250-0100-AL</b>	Single Sheet
250.0 (9.84")	100.0 (3.94")	Brass	<b>SHM-0400-0250-0100-BR</b>	Single Sheet
Hardness: C2801P / C2680P				
250.0 (9.84")	100.0 (3.94")	Copper	<b>SHM-0400-0250-0100-CP</b>	Single Sheet
250.0 (9.84")	100.0 (3.94")	Stainless Steel	<b>SHM-0400-0250-0100-304</b>	Single Sheet
Grade: 304 Stainless, : 0, : 56.440				
250.0 (9.84")	100.0 (3.94")	Steel	<b>SHM-0400-0250-0100-CR</b>	Single Sheet
Grade: Cold Rolled Steel				
250.0 (9.84")	100.0 (3.94")	Steel	<b>SHM-0400-0250-0100-CRH</b>	Single Sheet
Grade: Hardened Steel HRC42~46				
250.0 (9.84")	150.0 (5.91")	Aluminium	<b>SHM-0400-0250-0150-AL</b>	Single Sheet
250.0 (9.84")	150.0 (5.91")	Brass	<b>SHM-0400-0250-0150-BR</b>	Single Sheet
Hardness: C2801P / C2680P				
250.0 (9.84")	150.0 (5.91")	Copper	<b>SHM-0400-0250-0150-CP</b>	Single Sheet
250.0 (9.84")	150.0 (5.91")	Stainless Steel	<b>SHM-0400-0250-0150-304</b>	Single Sheet
Grade: 304 Stainless, : 0, : 56.440				
250.0 (9.84")	150.0 (5.91")	Steel	<b>SHM-0400-0250-0150-CR</b>	Single Sheet
Grade: Cold Rolled Steel				
250.0 (9.84")	200.0 (7.87")	Aluminium	<b>SHM-0400-0250-0200-AL</b>	Single Sheet
250.0 (9.84")	200.0 (7.87")	Brass	<b>SHM-0400-0250-0200-BR</b>	Single Sheet
Hardness: C2801P / C2680P				
250.0 (9.84")	200.0 (7.87")	Copper	<b>SHM-0400-0250-0200-CP</b>	Single Sheet
250.0 (9.84")	200.0 (7.87")	Stainless Steel	<b>SHM-0400-0250-0200-304</b>	Single Sheet
Grade: 304 Stainless, : 1, : 50.800				
250.0 (9.84")	200.0 (7.87")	Steel	<b>SHM-0400-0250-0200-CR</b>	Single Sheet
Grade: Cold Rolled Steel				
250.0 (9.84")	250.0 (9.84")	Aluminium	<b>SHM-0400-0250-0250-AL</b>	Single Sheet
250.0 (9.84")	250.0 (9.84")	Brass	<b>SHM-0400-0250-0250-BR</b>	Single Sheet
Hardness: C2801P / C2680P				
250.0 (9.84")	250.0 (9.84")	Copper	<b>SHM-0400-0250-0250-CP</b>	Single Sheet
250.0 (9.84")	250.0 (9.84")	Stainless Steel	<b>SHM-0400-0250-0250-304</b>	Single Sheet
Grade: 304 Stainless, : 1, : 50.800				
250.0 (9.84")	250.0 (9.84")	Steel	<b>SHM-0400-0250-0250-CR</b>	Single Sheet
Grade: Cold Rolled Steel				
290 (11.42")	200 (7.87")	Aluminium - T1100, Self Colour	SHT-0040-0290-0200-AL	
290 (11.42")	200 (7.87")	Aluminium - T6061, Self Colour	SHT-0040-0290-0200-AL-T6	
290 (11.42")	200 (7.87")	Aluminium - T7075, Self Colour	SHT-0040-0290-0200-AL-T7	
300.0 (11.81")	50.0 (1.97")	Aluminium	<b>SHM-0400-0300-0050-AL</b>	Single Sheet
300.0 (11.81")	50.0 (1.97")	Brass	<b>SHM-0400-0300-0050-BR</b>	Single Sheet
Hardness: C2801P / C2680P				
300.0 (11.81")	50.0 (1.97")	Copper	<b>SHM-0400-0300-0050-CP</b>	Single Sheet

Usually stocked or Short Delivery  
 \*\* Available while stocks last \*\*

Long Delivery or Large Minimum Quantities  
 Not in current production

# Shim Sheet

Width mm (in.)	Length mm (in.)	Material	Part Number	Pack Size
<b>Thickness mm (in.): 0.400 (0.0157")</b>				
300.0 (11.81")	50.0 (1.97")	Stainless Steel	SHM-0400-0300-0050-304	Single Sheet Grade: 304 Stainless, : 0, : 56.440
300.0 (11.81")	50.0 (1.97")	Steel	SHM-0400-0300-0050-CR	Single Sheet Grade: Cold Rolled Steel
300.0 (11.81")	50.0 (1.97")	Steel	SHM-0400-0300-0050-CRH	Single Sheet Grade: Hardened Steel HRC42~46
300.0 (11.81")	100.0 (3.94")	Aluminium	SHM-0400-0300-0100-AL	Single Sheet
300.0 (11.81")	100.0 (3.94")	Brass	SHM-0400-0300-0100-BR	Single Sheet Hardness: C2801P / C2680P
300.0 (11.81")	100.0 (3.94")	Copper	SHM-0400-0300-0100-CP	Single Sheet
300.0 (11.81")	100.0 (3.94")	Stainless Steel	SHM-0400-0300-0100-304	Single Sheet Grade: 304 Stainless, : 0, : 56.440
300.0 (11.81")	100.0 (3.94")	Steel	SHM-0400-0300-0100-CR	Single Sheet Grade: Cold Rolled Steel
300.0 (11.81")	100.0 (3.94")	Steel	SHM-0400-0300-0100-CRH	Single Sheet Grade: Hardened Steel HRC42~46
300.0 (11.81")	150.0 (5.91")	Aluminium	SHM-0400-0300-0150-AL	Single Sheet
300.0 (11.81")	150.0 (5.91")	Brass	SHM-0400-0300-0150-BR	Single Sheet Hardness: C2801P / C2680P
300.0 (11.81")	150.0 (5.91")	Copper	SHM-0400-0300-0150-CP	Single Sheet
300.0 (11.81")	150.0 (5.91")	Stainless Steel	SHM-0400-0300-0150-304	Single Sheet Grade: 304 Stainless, : 0, : 56.440
300.0 (11.81")	150.0 (5.91")	Steel	SHM-0400-0300-0150-CR	Single Sheet Grade: Cold Rolled Steel
300.0 (11.81")	200.0 (7.87")	Aluminium	SHM-0400-0300-0200-AL	Single Sheet
300.0 (11.81")	200.0 (7.87")	Brass	SHM-0400-0300-0200-BR	Single Sheet Hardness: C2801P / C2680P
300.0 (11.81")	200.0 (7.87")	Copper	SHM-0400-0300-0200-CP	Single Sheet
300.0 (11.81")	200.0 (7.87")	Stainless Steel	SHM-0400-0300-0200-304	Single Sheet Grade: 304 Stainless, : 1, : 50.800
300.0 (11.81")	200.0 (7.87")	Steel	SHM-0400-0300-0200-CR	Single Sheet Grade: Cold Rolled Steel
300.0 (11.81")	250.0 (9.84")	Aluminium	SHM-0400-0300-0250-AL	Single Sheet
300.0 (11.81")	250.0 (9.84")	Brass	SHM-0400-0300-0250-BR	Single Sheet Hardness: C2801P / C2680P
300.0 (11.81")	250.0 (9.84")	Copper	SHM-0400-0300-0250-CP	Single Sheet
300.0 (11.81")	250.0 (9.84")	Stainless Steel	SHM-0400-0300-0250-304	Single Sheet Grade: 304 Stainless, : 1, : 50.800
300.0 (11.81")	250.0 (9.84")	Steel	SHM-0400-0300-0250-CR	Single Sheet Grade: Cold Rolled Steel
300.0 (11.81")	300.0 (11.81")	Aluminium	SHM-0400-0300-0300-AL	Single Sheet
300.0 (11.81")	300.0 (11.81")	Brass	SHM-0400-0300-0300-BR	Single Sheet Hardness: C2801P / C2680P
300.0 (11.81")	300.0 (11.81")	Copper	SHM-0400-0300-0300-CP	Single Sheet
300.0 (11.81")	300.0 (11.81")	Stainless Steel	SHM-0400-0300-0300-304	Single Sheet Grade: 304 Stainless, : 1, : 50.800
300.0 (11.81")	300.0 (11.81")	Steel	SHM-0400-0300-0300-CR	Single Sheet Grade: Cold Rolled Steel
<b>Thickness mm (in.): 0.406 (0.0160")</b>				
101.6 (4.00")	254 (10.00")	Aluminium, Self Colour	SHM-0406-0102-0254-AL	Single Sheet Grade: Commercial
101.6 (4.00")	254 (10.00")	Brass	SHM-0406-0102-0254-BR	Single Sheet
127 (5.00")	177.8 (7.00")	Copper	SHM-0406-0127-0178-CP	Single Sheet
152.4 (6.00")	304.8 (12.00")	Copper	SHM-0406-0152-0305-CP	Single Sheet
152.4 (6.00")	609.6 (24.00")	Aluminium, Pink	SHM-0406-0152-0610-AL	Single Sheet Grade: 3003 Aluminium
304.8 (12.00")	609.6 (24.00")	Aluminium, Pink	SHM-0406-0305-0610-AL	Single Sheet Grade: 3003 Aluminium



Usually stocked or Short Delivery



Long Delivery or Large Minimum Quantities



\*\* Available while stocks last \*\*



Not in current production

# Shim Sheet

Width mm (in.)	Length mm (in.)	Material	Part Number	Pack Size
<b>Thickness mm (in.): 0.450 (0.0177")</b>				
45.0 (1.77")	1000.0 (39.37")	Steel	<b>SHM-0450-0045-1000-HS</b>	Roll Grade: SK Hardened Steel
<b>Thickness mm (in.): 0.457 (0.0180")</b>				
150 (5.91")	300 (11.81")	Stainless Steel	<b>SHM-0457-0150-0300-430</b>	Single Sheet Grade: 430 Stainless Steel
<b>Thickness mm (in.): 0.500 (0.0197")</b>				
12.7 (0.50")	1000.0 (39.37")	Steel	<b>SHM-0500-0013-1000-HS</b>	Roll Grade: SK Hardened Steel
45.0 (1.77")	1000.0 (39.37")	Steel	<b>SHM-0500-0045-1000-HS</b>	Roll Grade: SK Hardened Steel
50.0 (1.97")	50.0 (1.97")	Aluminium	<b>SHM-0500-0050-0050-AL</b>	Single Sheet
50.0 (1.97")	50.0 (1.97")	Brass	<b>SHM-0500-0050-0050-BR</b>	Single Sheet Hardness: C2801P / C2680P
50.0 (1.97")	50.0 (1.97")	Copper	<b>SHM-0500-0050-0050-CP</b>	Single Sheet
50.0 (1.97")	50.0 (1.97")	Stainless Steel	<b>SHM-0500-0050-0050-304</b>	Single Sheet Grade: 304 Stainless, : 1, : 50.800
50.0 (1.97")	50.0 (1.97")	Steel	<b>SHM-0500-0050-0050-CR</b>	Single Sheet Grade: Cold Rolled Steel
50.0 (1.97")	50.0 (1.97")	Steel	<b>SHM-0500-0050-0050-CRH</b>	Single Sheet Grade: Hardened Steel HRC42~46
100 (3.94")	40 (1.57")	Styrene, White	<b>SHT-0050-0100-0040-ABS-W</b>	
100.0 (3.94")	50.0 (1.97")	Aluminium	<b>SHM-0500-0100-0050-AL</b>	Single Sheet
100.0 (3.94")	50.0 (1.97")	Brass	<b>SHM-0500-0100-0050-BR</b>	Single Sheet Hardness: C2801P / C2680P
100.0 (3.94")	50.0 (1.97")	Copper	<b>SHM-0500-0100-0050-CP</b>	Single Sheet
100.0 (3.94")	50.0 (1.97")	Stainless Steel	<b>SHM-0500-0100-0050-304</b>	Single Sheet Grade: 304 Stainless, : 1, : 36.290
100.0 (3.94")	50.0 (1.97")	Steel	<b>SHM-0500-0100-0050-CRH</b>	Single Sheet Grade: Hardened Steel HRC42~46
100.0 (3.94")	50.0 (1.97")	Steel	<b>SHM-0500-0100-0050-CR</b>	Single Sheet Grade: Cold Rolled Steel
100.0 (3.94")	100.0 (3.94")	Aluminium	<b>SHM-0500-0100-0100-AL</b>	Single Sheet
100 (3.94")	100 (3.94")	Brass	<b>** SHM-0500-0100-0100-BR</b>	Single Sheet Grade: Brass Alloy H62, Hardness: Economy Chinese - Measurements are approximate
100.0 (3.94")	100.0 (3.94")	Copper	<b>SHM-0500-0100-0100-CP</b>	Single Sheet
100.0 (3.94")	100.0 (3.94")	Stainless Steel	<b>SHM-0500-0100-0100-304</b>	Single Sheet Grade: 304 Stainless, : 1, : 36.290
100.0 (3.94")	100.0 (3.94")	Steel	<b>SHM-0500-0100-0100-CR</b>	Single Sheet Grade: Cold Rolled Steel
100.0 (3.94")	100.0 (3.94")	Steel	<b>SHM-0500-0100-0100-CRH</b>	Single Sheet Grade: Hardened Steel HRC42~46
120 (4.72")	60 (2.36")	Styrene, White	<b>SHT-0050-0120-0060-ABS-W</b>	
150.0 (5.91")	50.0 (1.97")	Aluminium	<b>SHM-0500-0150-0050-AL</b>	Single Sheet
150.0 (5.91")	50.0 (1.97")	Brass	<b>SHM-0500-0150-0050-BR</b>	Single Sheet Hardness: C2801P / C2680P
150.0 (5.91")	50.0 (1.97")	Copper	<b>SHM-0500-0150-0050-CP</b>	Single Sheet
150.0 (5.91")	50.0 (1.97")	Stainless Steel	<b>SHM-0500-0150-0050-304</b>	Single Sheet Grade: 304 Stainless, : 1, : 36.290
150.0 (5.91")	50.0 (1.97")	Steel	<b>SHM-0500-0150-0050-CR</b>	Single Sheet Grade: Cold Rolled Steel
150.0 (5.91")	50.0 (1.97")	Steel	<b>SHM-0500-0150-0050-CRH</b>	Single Sheet Grade: Hardened Steel HRC42~46
150 (5.91")	100 (3.94")	Aluminium - T1100, Self Colour	<b>SHT-0050-0150-0100-AL</b>	
150 (5.91")	100 (3.94")	Aluminium - T6061, Self Colour	<b>SHT-0050-0150-0100-AL-T6</b>	
150 (5.91")	100 (3.94")	Aluminium - T7075, Self Colour	<b>SHT-0050-0150-0100-AL-T7</b>	
150.0 (5.91")	100.0 (3.94")	Aluminium	<b>SHM-0500-0150-0100-AL</b>	Single Sheet
150.0 (5.91")	100.0 (3.94")	Brass	<b>SHM-0500-0150-0100-BR</b>	Single Sheet Hardness: C2801P / C2680P



Usually stocked or Short Delivery



Long Delivery or Large Minimum Quantities



\*\* Available while stocks last \*\*



Not in current production

# Shim Sheet

Width mm (in.)	Length mm (in.)	Material	Part Number	Pack Size
<b>Thickness mm (in.): 0.500 (0.0197")</b>				
150.0 (5.91")	100.0 (3.94")	Copper	<b>SHM-0500-0150-0100-CP</b>	Single Sheet
150.0 (5.91")	100.0 (3.94")	Stainless Steel	<b>SHM-0500-0150-0100-304</b>	Single Sheet Grade: 304 Stainless, : 1, : 36.290
150.0 (5.91")	100.0 (3.94")	Steel	<b>SHM-0500-0150-0100-CR</b>	Single Sheet Grade: Cold Rolled Steel
150.0 (5.91")	100.0 (3.94")	Steel	<b>SHM-0500-0150-0100-CRH</b>	Single Sheet Grade: Hardened Steel HRC42~46
150.0 (5.91")	150.0 (5.91")	Aluminium	<b>SHM-0500-0150-0150-AL</b>	Single Sheet
150.0 (5.91")	150.0 (5.91")	Brass	<b>SHM-0500-0150-0150-BR</b>	Single Sheet Hardness: C2801P / C2680P
150.0 (5.91")	150.0 (5.91")	Copper	<b>SHM-0500-0150-0150-CP</b>	Single Sheet
150.0 (5.91")	150.0 (5.91")	Stainless Steel	<b>SHM-0500-0150-0150-304</b>	Single Sheet Grade: 304 Stainless, : 1, : 31.750
150.0 (5.91")	150.0 (5.91")	Steel	<b>SHM-0500-0150-0150-CR</b>	Single Sheet Grade: Cold Rolled Steel
200.0 (7.87")	50.0 (1.97")	Aluminium	<b>SHM-0500-0200-0050-AL</b>	Single Sheet
200.0 (7.87")	50.0 (1.97")	Brass	<b>SHM-0500-0200-0050-BR</b>	Single Sheet Hardness: C2801P / C2680P
200.0 (7.87")	50.0 (1.97")	Copper	<b>SHM-0500-0200-0050-CP</b>	Single Sheet
200.0 (7.87")	50.0 (1.97")	Stainless Steel	<b>SHM-0500-0200-0050-304</b>	Single Sheet Grade: 304 Stainless, : 1, : 36.290
200.0 (7.87")	50.0 (1.97")	Steel	<b>SHM-0500-0200-0050-CRH</b>	Single Sheet Grade: Hardened Steel HRC42~46
200.0 (7.87")	50.0 (1.97")	Steel	<b>SHM-0500-0200-0050-CR</b>	Single Sheet Grade: Cold Rolled Steel
200.0 (7.87")	100.0 (3.94")	Aluminium	<b>SHM-0500-0200-0100-AL</b>	Single Sheet
200.0 (7.87")	100.0 (3.94")	Brass	<b>SHM-0500-0200-0100-BR</b>	Single Sheet Hardness: C2801P / C2680P
200.0 (7.87")	100.0 (3.94")	Copper	<b>SHM-0500-0200-0100-CP</b>	Single Sheet
200.0 (7.87")	100.0 (3.94")	Stainless Steel	<b>SHM-0500-0200-0100-304</b>	Single Sheet Grade: 304 Stainless, : 1, : 31.750
200.0 (7.87")	100.0 (3.94")	Steel	<b>SHM-0500-0200-0100-CR</b>	Single Sheet Grade: Cold Rolled Steel
200.0 (7.87")	100.0 (3.94")	Steel	<b>SHM-0500-0200-0100-CRH</b>	Single Sheet Grade: Hardened Steel HRC42~46
200.0 (7.87")	150.0 (5.91")	Aluminium	<b>SHM-0500-0200-0150-AL</b>	Single Sheet
200.0 (7.87")	150.0 (5.91")	Brass	<b>SHM-0500-0200-0150-BR</b>	Single Sheet Hardness: C2801P / C2680P
200.0 (7.87")	150.0 (5.91")	Copper	<b>SHM-0500-0200-0150-CP</b>	Single Sheet
200.0 (7.87")	150.0 (5.91")	Stainless Steel	<b>SHM-0500-0200-0150-304</b>	Single Sheet Grade: 304 Stainless, : 1, : 31.750
200.0 (7.87")	150.0 (5.91")	Steel	<b>SHM-0500-0200-0150-CR</b>	Single Sheet Grade: Cold Rolled Steel
200 (7.87")	200 (7.87")	Aluminium - T1100, Self Colour	SHT-0050-0200-0200-AL	
200 (7.87")	200 (7.87")	Aluminium - T6061, Self Colour	SHT-0050-0200-0200-AL-T6	
200 (7.87")	200 (7.87")	Aluminium - T7075, Self Colour	SHT-0050-0200-0200-AL-T7	
200.0 (7.87")	200.0 (7.87")	Aluminium	<b>SHM-0500-0200-0200-AL</b>	Single Sheet
200.0 (7.87")	200.0 (7.87")	Brass	<b>SHM-0500-0200-0200-BR</b>	Single Sheet Hardness: C2801P / C2680P
200.0 (7.87")	200.0 (7.87")	Copper	<b>SHM-0500-0200-0200-CP</b>	Single Sheet
200.0 (7.87")	200.0 (7.87")	Stainless Steel	<b>SHM-0500-0200-0200-304</b>	Single Sheet Grade: 304 Stainless, : 1, : 25.400
200.0 (7.87")	200.0 (7.87")	Steel	<b>SHM-0500-0200-0200-CR</b>	Single Sheet Grade: Cold Rolled Steel
240 (9.45")	120 (4.72")	Styrene, White	SHT-0050-0240-0120-ABS-W	
240 (9.45")	240 (9.45")	Styrene, White	SHT-0050-0240-0240-ABS-W	
250.0 (9.84")	50.0 (1.97")	Aluminium	<b>SHM-0500-0250-0050-AL</b>	Single Sheet



Usually stocked or Short Delivery



\*\* Available while stocks last \*\*



Long Delivery or Large Minimum Quantities



Not in current production

# Shim Sheet

Width mm (in.)	Length mm (in.)	Material	Part Number	Pack Size
<b>Thickness mm (in.): 0.500 (0.0197")</b>				
250.0 (9.84")	50.0 (1.97")	Brass	<b>SHM-0500-0250-0050-BR</b>	Single Sheet Hardness: C2801P / C2680P
250.0 (9.84")	50.0 (1.97")	Copper	<b>SHM-0500-0250-0050-CP</b>	Single Sheet
250.0 (9.84")	50.0 (1.97")	Stainless Steel	<b>SHM-0500-0250-0050-304</b>	Single Sheet Grade: 304 Stainless, : 1, : 36.290
250.0 (9.84")	50.0 (1.97")	Steel	<b>SHM-0500-0250-0050-CR</b>	Single Sheet Grade: Cold Rolled Steel
250.0 (9.84")	50.0 (1.97")	Steel	<b>SHM-0500-0250-0050-CRH</b>	Single Sheet Grade: Hardened Steel HRC42~46
250.0 (9.84")	100.0 (3.94")	Aluminium	<b>SHM-0500-0250-0100-AL</b>	Single Sheet
250.0 (9.84")	100.0 (3.94")	Brass	<b>SHM-0500-0250-0100-BR</b>	Single Sheet Hardness: C2801P / C2680P
250.0 (9.84")	100.0 (3.94")	Copper	<b>SHM-0500-0250-0100-CP</b>	Single Sheet
250.0 (9.84")	100.0 (3.94")	Stainless Steel	<b>SHM-0500-0250-0100-304</b>	Single Sheet Grade: 304 Stainless, : 1, : 31.750
250.0 (9.84")	100.0 (3.94")	Steel	<b>SHM-0500-0250-0100-CRH</b>	Single Sheet Grade: Hardened Steel HRC42~46
250.0 (9.84")	100.0 (3.94")	Steel	<b>SHM-0500-0250-0100-CR</b>	Single Sheet Grade: Cold Rolled Steel
250 (9.84")	150 (5.91")	Aluminium - T1100, Self Colour	SHT-0050-0250-0150-AL	
250 (9.84")	150 (5.91")	Aluminium - T6061, Self Colour	SHT-0050-0250-0150-AL-T6	
250 (9.84")	150 (5.91")	Aluminium - T7075, Self Colour	SHT-0050-0250-0150-AL-T7	
250.0 (9.84")	150.0 (5.91")	Aluminium	<b>SHM-0500-0250-0150-AL</b>	Single Sheet
250.0 (9.84")	150.0 (5.91")	Brass	<b>SHM-0500-0250-0150-BR</b>	Single Sheet Hardness: C2801P / C2680P
250.0 (9.84")	150.0 (5.91")	Copper	<b>SHM-0500-0250-0150-CP</b>	Single Sheet
250.0 (9.84")	150.0 (5.91")	Stainless Steel	<b>SHM-0500-0250-0150-304</b>	Single Sheet Grade: 304 Stainless, : 1, : 31.750
250.0 (9.84")	150.0 (5.91")	Steel	<b>SHM-0500-0250-0150-CR</b>	Single Sheet Grade: Cold Rolled Steel
250.0 (9.84")	200.0 (7.87")	Aluminium	<b>SHM-0500-0250-0200-AL</b>	Single Sheet
250.0 (9.84")	200.0 (7.87")	Brass	<b>SHM-0500-0250-0200-BR</b>	Single Sheet Hardness: C2801P / C2680P
250.0 (9.84")	200.0 (7.87")	Copper	<b>SHM-0500-0250-0200-CP</b>	Single Sheet
250.0 (9.84")	200.0 (7.87")	Stainless Steel	<b>SHM-0500-0250-0200-304</b>	Single Sheet Grade: 304 Stainless, : 1, : 25.400
250.0 (9.84")	200.0 (7.87")	Steel	<b>SHM-0500-0250-0200-CR</b>	Single Sheet Grade: Cold Rolled Steel
250.0 (9.84")	250.0 (9.84")	Aluminium	<b>SHM-0500-0250-0250-AL</b>	Single Sheet
250.0 (9.84")	250.0 (9.84")	Brass	<b>SHM-0500-0250-0250-BR</b>	Single Sheet Hardness: C2801P / C2680P
250.0 (9.84")	250.0 (9.84")	Copper	<b>SHM-0500-0250-0250-CP</b>	Single Sheet
250.0 (9.84")	250.0 (9.84")	Stainless Steel, -	<b>SHM-0500-0250-0250-304</b>	Single Sheet Gauge: -, Grade: 304 Stainless, Hardness: Natural, : 1, : 50.800
250.0 (9.84")	250.0 (9.84")	Steel	<b>SHM-0500-0250-0250-CR</b>	Single Sheet Grade: Cold Rolled Steel
290 (11.42")	120 (4.72")	Styrene, White	SHT-0050-0290-0120-ABS-W	
290 (11.42")	200 (7.87")	Aluminium - T1100, Self Colour	SHT-0050-0290-0200-AL	
290 (11.42")	200 (7.87")	Aluminium - T6061, Self Colour	SHT-0050-0290-0200-AL-T6	
290 (11.42")	200 (7.87")	Aluminium - T7075, Self Colour	SHT-0050-0290-0200-AL-T7	
300.0 (11.81")	50.0 (1.97")	Aluminium	<b>SHM-0500-0300-0050-AL</b>	Single Sheet
300.0 (11.81")	50.0 (1.97")	Brass	<b>SHM-0500-0300-0050-BR</b>	Single Sheet Hardness: C2801P / C2680P
300.0 (11.81")	50.0 (1.97")	Copper	<b>SHM-0500-0300-0050-CP</b>	Single Sheet
300.0 (11.81")	50.0 (1.97")	Stainless Steel	<b>SHM-0500-0300-0050-304</b>	Single Sheet Grade: 304 Stainless, : 1, : 36.290
300.0 (11.81")	50.0 (1.97")	Steel	<b>SHM-0500-0300-0050-CR</b>	Single Sheet Grade: Cold Rolled Steel



Usually stocked or Short Delivery

\*\* Available while stocks last \*\*







Long Delivery or Large Minimum Quantities

Not in current production

# Shim Sheet

Width mm (in.)	Length mm (in.)	Material	Part Number	Pack Size
<b>Thickness mm (in.): 0.500 (0.0197")</b>				
300.0 (11.81")	50.0 (1.97")	Steel	<b>SHM-0500-0300-0050-CRH</b>	Single Sheet Grade: Hardened Steel HRC42~46
300.0 (11.81")	100.0 (3.94")	Aluminium	<b>SHM-0500-0300-0100-AL</b>	Single Sheet
300.0 (11.81")	100.0 (3.94")	Brass	<b>SHM-0500-0300-0100-BR</b>	Single Sheet Hardness: C2801P / C2680P
300.0 (11.81")	100.0 (3.94")	Copper	<b>SHM-0500-0300-0100-CP</b>	Single Sheet
300.0 (11.81")	100.0 (3.94")	Stainless Steel	<b>SHM-0500-0300-0100-304</b>	Single Sheet Grade: 304 Stainless, : 1, : 31.750
300.0 (11.81")	100.0 (3.94")	Steel	<b>SHM-0500-0300-0100-CR</b>	Single Sheet Grade: Cold Rolled Steel
300.0 (11.81")	100.0 (3.94")	Steel	<b>SHM-0500-0300-0100-CRH</b>	Single Sheet Grade: Hardened Steel HRC42~46
300 (11.81")	150 (5.91")	Styrene, White	<b>SHT-0050-0300-0150-ABS-W</b>	
300 (11.81")	150 (5.91")	Styrene, Black	<b>SHT-0050-0300-0150-ABS-B</b>	
300.0 (11.81")	150.0 (5.91")	Aluminium	<b>SHM-0500-0300-0150-AL</b>	Single Sheet
300.0 (11.81")	150.0 (5.91")	Brass	<b>SHM-0500-0300-0150-BR</b>	Single Sheet Hardness: C2801P / C2680P
300.0 (11.81")	150.0 (5.91")	Copper	<b>SHM-0500-0300-0150-CP</b>	Single Sheet
300.0 (11.81")	150.0 (5.91")	Stainless Steel	<b>SHM-0500-0300-0150-304</b>	Single Sheet Grade: 304 Stainless, : 1, : 25.400
300.0 (11.81")	150.0 (5.91")	Steel	<b>SHM-0500-0300-0150-CR</b>	Single Sheet Grade: Cold Rolled Steel
300.0 (11.81")	200.0 (7.87")	Aluminium	<b>SHM-0500-0300-0200-AL</b>	Single Sheet
300.0 (11.81")	200.0 (7.87")	Brass	<b>SHM-0500-0300-0200-BR</b>	Single Sheet Hardness: C2801P / C2680P
300.0 (11.81")	200.0 (7.87")	Copper	<b>SHM-0500-0300-0200-CP</b>	Single Sheet
300.0 (11.81")	200.0 (7.87")	Stainless Steel	<b>SHM-0500-0300-0200-304</b>	Single Sheet Grade: 304 Stainless, : 1, : 25.400
300.0 (11.81")	200.0 (7.87")	Steel	<b>SHM-0500-0300-0200-CR</b>	Single Sheet Grade: Cold Rolled Steel
300.0 (11.81")	250.0 (9.84")	Aluminium	<b>SHM-0500-0300-0250-AL</b>	Single Sheet
300.0 (11.81")	250.0 (9.84")	Brass	<b>SHM-0500-0300-0250-BR</b>	Single Sheet Hardness: C2801P / C2680P
300.0 (11.81")	250.0 (9.84")	Copper	<b>SHM-0500-0300-0250-CP</b>	Single Sheet
300.0 (11.81")	250.0 (9.84")	Stainless Steel, -	<b>SHM-0500-0300-0250-304</b>	Single Sheet Gauge: -, Grade: 304 Stainless, Hardness: Natural, : 1, : 50.800
300.0 (11.81")	250.0 (9.84")	Steel	<b>SHM-0500-0300-0250-CR</b>	Single Sheet Grade: Cold Rolled Steel
300.0 (11.81")	300.0 (11.81")	Aluminium	<b>SHM-0500-0300-0300-AL</b>	Single Sheet
300.0 (11.81")	300.0 (11.81")	Brass	<b>SHM-0500-0300-0300-BR</b>	Single Sheet Hardness: C2801P / C2680P
300.0 (11.81")	300.0 (11.81")	Copper	<b>SHM-0500-0300-0300-CP</b>	Single Sheet
300.0 (11.81")	300.0 (11.81")	Stainless Steel, -	<b>SHM-0500-0300-0300-304</b>	Single Sheet Gauge: -, Grade: 304 Stainless, Hardness: Natural, : 1, : 50.800
300.0 (11.81")	300.0 (11.81")	Steel	<b>SHM-0500-0300-0300-CR</b>	Single Sheet Grade: Cold Rolled Steel
340 (13.39")	290 (11.42")	Aluminium - T1100, Self Colour	<b>SHT-0050-0340-0290-AL</b>	
340 (13.39")	290 (11.42")	Aluminium - T6061, Self Colour	<b>SHT-0050-0340-0290-AL-T6</b>	
340 (13.39")	290 (11.42")	Aluminium - T7075, Self Colour	<b>SHT-0050-0340-0290-AL-T7</b>	
350 (13.78")	280 (11.02")	Styrene, White	<b>SHT-0050-0350-0280-ABS-W</b>	
500 (19.69")	200 (7.87")	Carbon Fibre, Self Colour	<b>SHT-0050-0500-0200-CF</b>	
500 (19.69")	400 (15.75")	Carbon Fibre, Self Colour	<b>SHT-0050-0500-0400-CF</b>	
600 (23.62")	300 (11.81")	Styrene, White	<b>SHT-0050-0600-0300-ABS-W</b>	
<b>Thickness mm (in.): 0.508 (0.0200")</b>				
127 (5.00")	508 (20.00")	Plastic, Yellow	<b>SHM-0508-0127-0508-P</b>	Pack of 10 Sheets
150.0 (5.91")	2540 (100.00")	Brass	<b>SHM-0508-0150-2540-BR</b>	Single Roll Grade: Cold Rolled CDA 260 Brass Alloy, Hardness: Half Hard, Rockwell 30T 56 - 68

 Usually stocked or Short Delivery  
 \*\* Available while stocks last \*\*

 Long Delivery or Large Minimum Quantities  
 Not in current production



# Shim Sheet

Width mm (in.)	Length mm (in.)	Material	Part Number	Pack Size
<b>Thickness mm (in.): 0.508 (0.0200")</b>				
152.4 (6.00")	304.8 (12.00")	Brass	<b>SHM-0508-0152-0305-BR</b>	Single Sheet Grade: Brass 70/30, Hardness: Half Hard
152.4 (6.00")	609.6 (24.00")	Aluminium, Natural	<b>SHM-0508-0152-0610-AL</b>	Single Sheet Grade: 3003 Aluminium
152.4 (6.00")	1270 (50.00")	Stainless Steel	<b>SHM-0508-0152-1270-302</b>	Single Roll Grade: Cold Rolled 302 Stainless Steel, Hardness: Full Hard, Rockwell C40-45
152.4 (6.00")	2540 (100.00")	Brass	<b>SHM-0508-0152-2540-BRH</b>	Single Roll Hardness: Hard
152.4 (6.00")	2540 (100.00")	Steel	<b>SHM-0508-0152-2540-CR</b>	Single Roll Grade: Cold Rolled Low Carbon 1008-1010, Hardness: Full Hard, Rockwell RB90 Minimum
152.4 (6.00")	4572 (180.00")	Steel	<b>SHM-0508-0152-4572-CR</b>	Single Roll Grade: Cold Rolled Low Carbon 1008-1010
203 (7.99")	300 (11.81")	Stainless Steel	<b>SHM-0508-0203-0300-302</b>	Single Sheet Grade: 302/304 Stainless Steel
203.2 (8.00")	304.8 (12.00")	Brass	<b>SHM-0508-0203-0305-BR</b>	Single Sheet Grade: Brass 70/30, Hardness: Half Hard
203.2 (8.00")	304.8 (12.00")	Steel	<b>SHM-0508-0203-0305-CR</b>	Single Sheet Grade: Cold Rolled Low Carbon 1008-1010
254 (10.00")	508 (20.00")	Plastic, Yellow	SHM-0508-0254-0508-P	Single Sheet
300 (11.81")	3000 (118.11")	Brass	<b>SHM-0508-0300-3000-BR</b>	Single Roll
304 (11.97")	609 (23.98")	Plastic, Yellow	SHM-0508-0305-0610-P	Single Sheet
304.8 (12.00")	609.6 (24.00")	Aluminium, Yellow	<b>SHM-0508-0305-0610-AL</b>	Single Sheet Grade: 3003 Aluminium
508 (20.00")	508 (20.00")	Plastic, Yellow	SHM-0508-0508-0508-P	Single Sheet
508 (20.00")	1270 (50.00")	Plastic, Yellow	SHM-0508-0508-1270-P	Single Sheet
<b>Thickness mm (in.): 0.600 (0.0236")</b>				
50.0 (1.97")	50.0 (1.97")	Aluminium	<b>SHM-0600-0050-0050-AL</b>	Single Sheet
50.0 (1.97")	50.0 (1.97")	Brass	<b>SHM-0600-0050-0050-BR</b>	Single Sheet Hardness: C2801P / C2680P
50.0 (1.97")	50.0 (1.97")	Copper	<b>SHM-0600-0050-0050-CP</b>	Single Sheet
50.0 (1.97")	50.0 (1.97")	Stainless Steel, -	<b>SHM-0600-0050-0050-304</b>	Single Sheet Gauge: -, Grade: 304 Stainless, Hardness: Natural, : 1, : 50.800
50.0 (1.97")	50.0 (1.97")	Steel	<b>SHM-0600-0050-0050-CR</b>	Single Sheet Grade: Cold Rolled Steel
50.0 (1.97")	50.0 (1.97")	Steel	<b>SHM-0600-0050-0050-CRH</b>	Single Sheet Grade: Hardened Steel HRC42~46
100.0 (3.94")	50.0 (1.97")	Aluminium	<b>SHM-0600-0100-0050-AL</b>	Single Sheet
100.0 (3.94")	50.0 (1.97")	Brass	<b>SHM-0600-0100-0050-BR</b>	Single Sheet Hardness: C2801P / C2680P
100.0 (3.94")	50.0 (1.97")	Copper	<b>SHM-0600-0100-0050-CP</b>	Single Sheet
100.0 (3.94")	50.0 (1.97")	Stainless Steel, -	<b>SHM-0600-0100-0050-304</b>	Single Sheet Gauge: -, Grade: 304 Stainless, Hardness: Natural, : 1, : 50.800
100.0 (3.94")	50.0 (1.97")	Steel	<b>SHM-0600-0100-0050-CR</b>	Single Sheet Grade: Cold Rolled Steel
100.0 (3.94")	50.0 (1.97")	Steel	<b>SHM-0600-0100-0050-CRH</b>	Single Sheet Grade: Hardened Steel HRC42~46
100.0 (3.94")	100.0 (3.94")	Aluminium	<b>SHM-0600-0100-0100-AL</b>	Single Sheet
100.0 (3.94")	100.0 (3.94")	Brass	<b>SHM-0600-0100-0100-BR</b>	Single Sheet Hardness: C2801P / C2680P
100.0 (3.94")	100.0 (3.94")	Copper	<b>SHM-0600-0100-0100-CP</b>	Single Sheet
100.0 (3.94")	100.0 (3.94")	Stainless Steel, -	<b>SHM-0600-0100-0100-304</b>	Single Sheet Gauge: -, Grade: 304 Stainless, Hardness: Natural, : 1, : 36.290
100.0 (3.94")	100.0 (3.94")	Steel	<b>SHM-0600-0100-0100-CRH</b>	Single Sheet Grade: Hardened Steel HRC42~46
100.0 (3.94")	100.0 (3.94")	Steel	<b>SHM-0600-0100-0100-CR</b>	Single Sheet Grade: Cold Rolled Steel
150.0 (5.91")	50.0 (1.97")	Aluminium	<b>SHM-0600-0150-0050-AL</b>	Single Sheet



Usually stocked or Short Delivery



\*\* Available while stocks last \*\*



Long Delivery or Large Minimum Quantities



Not in current production

# Shim Sheet

Width mm (in.)	Length mm (in.)	Material	Part Number	Pack Size
<b>Thickness mm (in.): 0.600 (0.0236")</b>				
150.0 (5.91")	50.0 (1.97")	Brass	<b>SHM-0600-0150-0050-BR</b>	Single Sheet Hardness: C2801P / C2680P
150.0 (5.91")	50.0 (1.97")	Copper	<b>SHM-0600-0150-0050-CP</b>	Single Sheet
150.0 (5.91")	50.0 (1.97")	Stainless Steel, -	<b>SHM-0600-0150-0050-304</b>	Single Sheet Gauge: -, Grade: 304 Stainless, Hardness: Natural, : 1, : 36.290
150.0 (5.91")	50.0 (1.97")	Steel	<b>SHM-0600-0150-0050-CR</b>	Single Sheet Grade: Cold Rolled Steel
150.0 (5.91")	50.0 (1.97")	Steel	<b>SHM-0600-0150-0050-CRH</b>	Single Sheet Grade: Hardened Steel HRC42~46
150.0 (5.91")	100.0 (3.94")	Aluminium	<b>SHM-0600-0150-0100-AL</b>	Single Sheet
150.0 (5.91")	100.0 (3.94")	Brass	<b>SHM-0600-0150-0100-BR</b>	Single Sheet Hardness: C2801P / C2680P
150.0 (5.91")	100.0 (3.94")	Copper	<b>SHM-0600-0150-0100-CP</b>	Single Sheet
150.0 (5.91")	100.0 (3.94")	Stainless Steel, -	<b>SHM-0600-0150-0100-304</b>	Single Sheet Gauge: -, Grade: 304 Stainless, Hardness: Natural, : 1, : 36.290
150.0 (5.91")	100.0 (3.94")	Steel	<b>SHM-0600-0150-0100-CRH</b>	Single Sheet Grade: Hardened Steel HRC42~46
150.0 (5.91")	100.0 (3.94")	Steel	<b>SHM-0600-0150-0100-CR</b>	Single Sheet Grade: Cold Rolled Steel
150.0 (5.91")	150.0 (5.91")	Aluminium	<b>SHM-0600-0150-0150-AL</b>	Single Sheet
150.0 (5.91")	150.0 (5.91")	Brass	<b>SHM-0600-0150-0150-BR</b>	Single Sheet Hardness: C2801P / C2680P
150.0 (5.91")	150.0 (5.91")	Copper	<b>SHM-0600-0150-0150-CP</b>	Single Sheet
150.0 (5.91")	150.0 (5.91")	Stainless Steel, -	<b>SHM-0600-0150-0150-304</b>	Single Sheet Gauge: -, Grade: 304 Stainless, Hardness: Natural, : 1, : 31.750
150.0 (5.91")	150.0 (5.91")	Steel	<b>SHM-0600-0150-0150-CR</b>	Single Sheet Grade: Cold Rolled Steel
200.0 (7.87")	50.0 (1.97")	Aluminium	<b>SHM-0600-0200-0050-AL</b>	Single Sheet
200.0 (7.87")	50.0 (1.97")	Brass	<b>SHM-0600-0200-0050-BR</b>	Single Sheet Hardness: C2801P / C2680P
200.0 (7.87")	50.0 (1.97")	Copper	<b>SHM-0600-0200-0050-CP</b>	Single Sheet
200.0 (7.87")	50.0 (1.97")	Stainless Steel, -	<b>SHM-0600-0200-0050-304</b>	Single Sheet Gauge: -, Grade: 304 Stainless, Hardness: Natural, : 1, : 36.290
200.0 (7.87")	50.0 (1.97")	Steel	<b>SHM-0600-0200-0050-CRH</b>	Single Sheet Grade: Hardened Steel HRC42~46
200.0 (7.87")	50.0 (1.97")	Steel	<b>SHM-0600-0200-0050-CR</b>	Single Sheet Grade: Cold Rolled Steel
200.0 (7.87")	100.0 (3.94")	Aluminium	<b>SHM-0600-0200-0100-AL</b>	Single Sheet
200.0 (7.87")	100.0 (3.94")	Brass	<b>SHM-0600-0200-0100-BR</b>	Single Sheet Hardness: C2801P / C2680P
200.0 (7.87")	100.0 (3.94")	Copper	<b>SHM-0600-0200-0100-CP</b>	Single Sheet
200.0 (7.87")	100.0 (3.94")	Stainless Steel, -	<b>SHM-0600-0200-0100-304</b>	Single Sheet Gauge: -, Grade: 304 Stainless, Hardness: Natural, : 1, : 36.290
200.0 (7.87")	100.0 (3.94")	Steel	<b>SHM-0600-0200-0100-CR</b>	Single Sheet Grade: Cold Rolled Steel
200.0 (7.87")	100.0 (3.94")	Steel	<b>SHM-0600-0200-0100-CRH</b>	Single Sheet Grade: Hardened Steel HRC42~46
200.0 (7.87")	150.0 (5.91")	Aluminium	<b>SHM-0600-0200-0150-AL</b>	Single Sheet
200.0 (7.87")	150.0 (5.91")	Brass	<b>SHM-0600-0200-0150-BR</b>	Single Sheet Hardness: C2801P / C2680P
200.0 (7.87")	150.0 (5.91")	Copper	<b>SHM-0600-0200-0150-CP</b>	Single Sheet
200.0 (7.87")	150.0 (5.91")	Stainless Steel, -	<b>SHM-0600-0200-0150-304</b>	Single Sheet Gauge: -, Grade: 304 Stainless, Hardness: Natural, : 1, : 31.750
200.0 (7.87")	150.0 (5.91")	Steel	<b>SHM-0600-0200-0150-CR</b>	Single Sheet Grade: Cold Rolled Steel
200 (7.87")	200 (7.87")	Aluminium - T1100, Self Colour	<b>SHT-0060-0200-0200-AL</b>	
200 (7.87")	200 (7.87")	Aluminium - T6061, Self Colour	<b>SHT-0060-0200-0200-AL-T6</b>	
200 (7.87")	200 (7.87")	Aluminium - T7075, Self Colour	<b>SHT-0060-0200-0200-AL-T7</b>	



Usually stocked or Short Delivery



Long Delivery or Large Minimum Quantities



\*\* Available while stocks last \*\*



Not in current production

# Shim Sheet

Width mm (in.)	Length mm (in.)	Material	Part Number	Pack Size
<b>Thickness mm (in.): 0.600 (0.0236")</b>				
200.0 (7.87")	200.0 (7.87")	Aluminium	<b>SHM-0600-0200-0200-AL</b>	Single Sheet
200.0 (7.87")	200.0 (7.87")	Brass	<b>SHM-0600-0200-0200-BR</b>	Single Sheet Hardness: C2801P / C2680P
200.0 (7.87")	200.0 (7.87")	Copper	<b>SHM-0600-0200-0200-CP</b>	Single Sheet
200.0 (7.87")	200.0 (7.87")	Stainless Steel, -	<b>SHM-0600-0200-0200-304</b>	Single Sheet Gauge: -, Grade: 304 Stainless, Hardness: Natural, : 1, : 31.750
200.0 (7.87")	200.0 (7.87")	Steel	<b>SHM-0600-0200-0200-CR</b>	Single Sheet Grade: Cold Rolled Steel
250.0 (9.84")	50.0 (1.97")	Aluminium	<b>SHM-0600-0250-0050-AL</b>	Single Sheet
250.0 (9.84")	50.0 (1.97")	Brass	<b>SHM-0600-0250-0050-BR</b>	Single Sheet Hardness: C2801P / C2680P
250.0 (9.84")	50.0 (1.97")	Copper	<b>SHM-0600-0250-0050-CP</b>	Single Sheet
250.0 (9.84")	50.0 (1.97")	Stainless Steel, -	<b>SHM-0600-0250-0050-304</b>	Single Sheet Gauge: -, Grade: 304 Stainless, Hardness: Natural, : 1, : 36.290
250.0 (9.84")	50.0 (1.97")	Steel	<b>SHM-0600-0250-0050-CRH</b>	Single Sheet Grade: Hardened Steel HRC42~46
250.0 (9.84")	50.0 (1.97")	Steel	<b>SHM-0600-0250-0050-CR</b>	Single Sheet Grade: Cold Rolled Steel
250.0 (9.84")	100.0 (3.94")	Aluminium	<b>SHM-0600-0250-0100-AL</b>	Single Sheet
250.0 (9.84")	100.0 (3.94")	Brass	<b>SHM-0600-0250-0100-BR</b>	Single Sheet Hardness: C2801P / C2680P
250.0 (9.84")	100.0 (3.94")	Copper	<b>SHM-0600-0250-0100-CP</b>	Single Sheet
250.0 (9.84")	100.0 (3.94")	Stainless Steel, -	<b>SHM-0600-0250-0100-304</b>	Single Sheet Gauge: -, Grade: 304 Stainless, Hardness: Natural, : 1, : 31.750
250.0 (9.84")	100.0 (3.94")	Steel	<b>SHM-0600-0250-0100-CRH</b>	Single Sheet Grade: Hardened Steel HRC42~46
250.0 (9.84")	100.0 (3.94")	Steel	<b>SHM-0600-0250-0100-CR</b>	Single Sheet Grade: Cold Rolled Steel
250.0 (9.84")	150.0 (5.91")	Aluminium	<b>SHM-0600-0250-0150-AL</b>	Single Sheet
250.0 (9.84")	150.0 (5.91")	Brass	<b>SHM-0600-0250-0150-BR</b>	Single Sheet Hardness: C2801P / C2680P
250.0 (9.84")	150.0 (5.91")	Copper	<b>SHM-0600-0250-0150-CP</b>	Single Sheet
250.0 (9.84")	150.0 (5.91")	Stainless Steel, -	<b>SHM-0600-0250-0150-304</b>	Single Sheet Gauge: -, Grade: 304 Stainless, Hardness: Natural, : 1, : 31.750
250.0 (9.84")	150.0 (5.91")	Steel	<b>SHM-0600-0250-0150-CR</b>	Single Sheet Grade: Cold Rolled Steel
250.0 (9.84")	200.0 (7.87")	Aluminium	<b>SHM-0600-0250-0200-AL</b>	Single Sheet
250.0 (9.84")	200.0 (7.87")	Brass	<b>SHM-0600-0250-0200-BR</b>	Single Sheet Hardness: C2801P / C2680P
250.0 (9.84")	200.0 (7.87")	Copper	<b>SHM-0600-0250-0200-CP</b>	Single Sheet
250.0 (9.84")	200.0 (7.87")	Stainless Steel, -	<b>SHM-0600-0250-0200-304</b>	Single Sheet Gauge: -, Grade: 304 Stainless, Hardness: Natural, : 1, : 31.750
250.0 (9.84")	200.0 (7.87")	Steel	<b>SHM-0600-0250-0200-CR</b>	Single Sheet Grade: Cold Rolled Steel
250.0 (9.84")	250.0 (9.84")	Aluminium	<b>SHM-0600-0250-0250-AL</b>	Single Sheet
250.0 (9.84")	250.0 (9.84")	Brass	<b>SHM-0600-0250-0250-BR</b>	Single Sheet Hardness: C2801P / C2680P
250.0 (9.84")	250.0 (9.84")	Copper	<b>SHM-0600-0250-0250-CP</b>	Single Sheet
250.0 (9.84")	250.0 (9.84")	Stainless Steel, -	<b>SHM-0600-0250-0250-304</b>	Single Sheet Gauge: -, Grade: 304 Stainless, Hardness: Natural, : 1, : 31.750
250.0 (9.84")	250.0 (9.84")	Steel	<b>SHM-0600-0250-0250-CR</b>	Single Sheet Grade: Cold Rolled Steel
300.0 (11.81")	50.0 (1.97")	Aluminium	<b>SHM-0600-0300-0050-AL</b>	Single Sheet
300.0 (11.81")	50.0 (1.97")	Brass	<b>SHM-0600-0300-0050-BR</b>	Single Sheet Hardness: C2801P / C2680P
300.0 (11.81")	50.0 (1.97")	Copper	<b>SHM-0600-0300-0050-CP</b>	Single Sheet
300.0 (11.81")	50.0 (1.97")	Stainless Steel, -	<b>SHM-0600-0300-0050-304</b>	Single Sheet Gauge: -, Grade: 304 Stainless, Hardness: Natural, : 1, : 36.290

Usually stocked or Short Delivery  
 \*\* Available while stocks last \*\*

Long Delivery or Large Minimum Quantities  
 Not in current production

# Shim Sheet

Width mm (in.)	Length mm (in.)	Material	Part Number	Pack Size
<b>Thickness mm (in.): 0.600 (0.0236")</b>				
300.0 (11.81")	50.0 (1.97")	Steel	<b>SHM-0600-0300-0050-CRH</b>	Single Sheet Grade: Hardened Steel HRC42~46
300.0 (11.81")	50.0 (1.97")	Steel	<b>SHM-0600-0300-0050-CR</b>	Single Sheet Grade: Cold Rolled Steel
300.0 (11.81")	100.0 (3.94")	Aluminium	<b>SHM-0600-0300-0100-AL</b>	Single Sheet
300.0 (11.81")	100.0 (3.94")	Brass	<b>SHM-0600-0300-0100-BR</b>	Single Sheet Hardness: C2801P / C2680P
300.0 (11.81")	100.0 (3.94")	Copper	<b>SHM-0600-0300-0100-CP</b>	Single Sheet
300.0 (11.81")	100.0 (3.94")	Stainless Steel, -	<b>SHM-0600-0300-0100-304</b>	Single Sheet Gauge: -, Grade: 304 Stainless, Hardness: Natural, : 1, : 31.750
300.0 (11.81")	100.0 (3.94")	Steel	<b>SHM-0600-0300-0100-CRH</b>	Single Sheet Grade: Hardened Steel HRC42~46
300.0 (11.81")	100.0 (3.94")	Steel	<b>SHM-0600-0300-0100-CR</b>	Single Sheet Grade: Cold Rolled Steel
300.0 (11.81")	150.0 (5.91")	Aluminium	<b>SHM-0600-0300-0150-AL</b>	Single Sheet
300.0 (11.81")	150.0 (5.91")	Brass	<b>SHM-0600-0300-0150-BR</b>	Single Sheet Hardness: C2801P / C2680P
300.0 (11.81")	150.0 (5.91")	Copper	<b>SHM-0600-0300-0150-CP</b>	Single Sheet
300.0 (11.81")	150.0 (5.91")	Stainless Steel, -	<b>SHM-0600-0300-0150-304</b>	Single Sheet Gauge: -, Grade: 304 Stainless, Hardness: Natural, : 1, : 31.750
300.0 (11.81")	150.0 (5.91")	Steel	<b>SHM-0600-0300-0150-CR</b>	Single Sheet Grade: Cold Rolled Steel
300 (11.81")	200 (7.87")	Aluminium - T1100, Self Colour	<b>SHT-0060-0300-0200-AL</b>	
300 (11.81")	200 (7.87")	Aluminium - T6061, Self Colour	<b>SHT-0060-0300-0200-AL-T6</b>	
300 (11.81")	200 (7.87")	Aluminium - T7075, Self Colour	<b>SHT-0060-0300-0200-AL-T7</b>	
300.0 (11.81")	200.0 (7.87")	Aluminium	<b>SHM-0600-0300-0200-AL</b>	Single Sheet
300.0 (11.81")	200.0 (7.87")	Brass	<b>SHM-0600-0300-0200-BR</b>	Single Sheet Hardness: C2801P / C2680P
300.0 (11.81")	200.0 (7.87")	Copper	<b>SHM-0600-0300-0200-CP</b>	Single Sheet
300.0 (11.81")	200.0 (7.87")	Stainless Steel, -	<b>SHM-0600-0300-0200-304</b>	Single Sheet Gauge: -, Grade: 304 Stainless, Hardness: Natural, : 1, : 31.750
300.0 (11.81")	200.0 (7.87")	Steel	<b>SHM-0600-0300-0200-CR</b>	Single Sheet Grade: Cold Rolled Steel
300.0 (11.81")	250.0 (9.84")	Aluminium	<b>SHM-0600-0300-0250-AL</b>	Single Sheet
300.0 (11.81")	250.0 (9.84")	Brass	<b>SHM-0600-0300-0250-BR</b>	Single Sheet Hardness: C2801P / C2680P
300.0 (11.81")	250.0 (9.84")	Copper	<b>SHM-0600-0300-0250-CP</b>	Single Sheet
300.0 (11.81")	250.0 (9.84")	Stainless Steel, -	<b>SHM-0600-0300-0250-304</b>	Single Sheet Gauge: -, Grade: 304 Stainless, Hardness: Natural, : 1, : 25.400
300.0 (11.81")	250.0 (9.84")	Steel	<b>SHM-0600-0300-0250-CR</b>	Single Sheet Grade: Cold Rolled Steel
300.0 (11.81")	300.0 (11.81")	Aluminium	<b>SHM-0600-0300-0300-AL</b>	Single Sheet
300.0 (11.81")	300.0 (11.81")	Brass	<b>SHM-0600-0300-0300-BR</b>	Single Sheet Hardness: C2801P / C2680P
300.0 (11.81")	300.0 (11.81")	Copper	<b>SHM-0600-0300-0300-CP</b>	Single Sheet
300.0 (11.81")	300.0 (11.81")	Stainless Steel, -	<b>SHM-0600-0300-0300-304</b>	Single Sheet Gauge: -, Grade: 304 Stainless, Hardness: Natural, : 1, : 25.400
300.0 (11.81")	300.0 (11.81")	Steel	<b>SHM-0600-0300-0300-CR</b>	Single Sheet Grade: Cold Rolled Steel
<b>Thickness mm (in.): 0.635 (0.0250")</b>				
101.6 (4.00")	254 (10.00")	Copper	<b>SHM-0635-0102-0254-CP</b>	Single Sheet
127 (5.00")	508 (20.00")	Plastic, Solid White	<b>SHM-0635-0127-0508-P</b>	Pack of 10 Sheets
150 (5.91")	300 (11.81")	Stainless Steel	<b>SHM-0635-0150-0300-430</b>	Single Sheet Grade: 430 Stainless Steel
152.4 (6.00")	304.8 (12.00")	Copper	<b>SHM-0635-0152-0305-CP</b>	Single Sheet
152.4 (6.00")	609.6 (24.00")	Aluminium, White	<b>SHM-0635-0152-0610-AL</b>	Single Sheet Grade: 3003 Aluminium

Usually stocked or Short Delivery  
 \*\* Available while stocks last \*\*

Long Delivery or Large Minimum Quantities  
 Not in current production

# Shim Sheet

Width mm (in.)	Length mm (in.)	Material	Part Number	Pack Size
<b>Thickness mm (in.): 0.635 (0.0250")</b>				
152.4 (6.00")	1270 (50.00")	Stainless Steel	<b>SHM-0635-0152-1270-302</b> Grade: Cold Rolled 302 Stainless Steel, Hardness: Full Hard, Rockwell C40-45	Single Roll
152.4 (6.00")	2540 (100.00")	Brass	<b>SHM-0635-0152-2540-BRH</b> Hardness: Hard	Single Roll
152.4 (6.00")	2540 (100.00")	Brass	SHM-0635-0152-2540-BR Grade: Cold Rolled CDA 260 Brass Alloy, Hardness: Half Hard, Rockwell 30T 56 - 68	Single Roll
152.4 (6.00")	2540 (100.00")	Steel	<b>SHM-0635-0152-2540-CR</b> Grade: Cold Rolled Low Carbon 1008-1010	Single Roll
254 (10.00")	508 (20.00")	Plastic, Solid White	SHM-0635-0254-0508-P	Single Sheet
304 (11.97")	609 (23.98")	Plastic, Solid White	SHM-0635-0305-0610-P	Single Sheet
304.8 (12.00")	609.6 (24.00")	Aluminium, White	<b>SHM-0635-0305-0610-AL</b> Grade: 3003 Aluminium	Single Sheet
508 (20.00")	508 (20.00")	Plastic, Solid White	SHM-0635-0508-0508-P	Single Sheet
508 (20.00")	1270 (50.00")	Plastic, Solid White	SHM-0635-0508-1270-P	Single Sheet
<b>Thickness mm (in.): 0.700 (0.0276")</b>				
50.0 (1.97")	50.0 (1.97")	Brass	<b>SHM-0700-0050-0050-BR</b> Hardness: C2801P / C2680P	Single Sheet
50.0 (1.97")	50.0 (1.97")	Copper	<b>SHM-0700-0050-0050-CP</b>	Single Sheet
50.0 (1.97")	50.0 (1.97")	Stainless Steel, -	<b>SHM-0700-0050-0050-304</b> Gauge: -, Grade: 304 Stainless, Hardness: Natural, : 1, : 25.400	Single Sheet
50.0 (1.97")	50.0 (1.97")	Steel	<b>SHM-0700-0050-0050-CRH</b> Grade: Hardened Steel HRC42~46	Single Sheet
100.0 (3.94")	50.0 (1.97")	Brass	<b>SHM-0700-0100-0050-BR</b> Hardness: C2801P / C2680P	Single Sheet
100.0 (3.94")	50.0 (1.97")	Copper	<b>SHM-0700-0100-0050-CP</b>	Single Sheet
100.0 (3.94")	50.0 (1.97")	Stainless Steel, -	<b>SHM-0700-0100-0050-304</b> Gauge: -, Grade: 304 Stainless, Hardness: Natural, : 1, : 25.400	Single Sheet
100.0 (3.94")	50.0 (1.97")	Steel	<b>SHM-0700-0100-0050-CRH</b> Grade: Hardened Steel HRC42~46	Single Sheet
100.0 (3.94")	100.0 (3.94")	Brass	<b>SHM-0700-0100-0100-BR</b> Hardness: C2801P / C2680P	Single Sheet
100.0 (3.94")	100.0 (3.94")	Copper	<b>SHM-0700-0100-0100-CP</b>	Single Sheet
100.0 (3.94")	100.0 (3.94")	Stainless Steel, -	<b>SHM-0700-0100-0100-304</b> Gauge: -, Grade: 304 Stainless, Hardness: Natural, : 1, : 20.320	Single Sheet
150.0 (5.91")	50.0 (1.97")	Brass	<b>SHM-0700-0150-0050-BR</b> Hardness: C2801P / C2680P	Single Sheet
150.0 (5.91")	50.0 (1.97")	Copper	<b>SHM-0700-0150-0050-CP</b>	Single Sheet
150.0 (5.91")	50.0 (1.97")	Stainless Steel, -	<b>SHM-0700-0150-0050-304</b> Gauge: -, Grade: 304 Stainless, Hardness: Natural, : 1, : 25.400	Single Sheet
150.0 (5.91")	50.0 (1.97")	Steel	<b>SHM-0700-0150-0050-CRH</b> Grade: Hardened Steel HRC42~46	Single Sheet
150.0 (5.91")	100.0 (3.94")	Brass	<b>SHM-0700-0150-0100-BR</b> Hardness: C2801P / C2680P	Single Sheet
150.0 (5.91")	100.0 (3.94")	Copper	<b>SHM-0700-0150-0100-CP</b>	Single Sheet
150.0 (5.91")	100.0 (3.94")	Stainless Steel, -	<b>SHM-0700-0150-0100-304</b> Gauge: -, Grade: 304 Stainless, Hardness: Natural, : 1, : 20.320	Single Sheet
150.0 (5.91")	150.0 (5.91")	Brass	<b>SHM-0700-0150-0150-BR</b> Hardness: C2801P / C2680P	Single Sheet
150.0 (5.91")	150.0 (5.91")	Copper	<b>SHM-0700-0150-0150-CP</b>	Single Sheet
150.0 (5.91")	150.0 (5.91")	Stainless Steel, 0.70	<b>SHM-0700-0150-0150-304</b> Gauge: 1.46 - 1.60, Grade: 304 Stainless, : 0, : 72.570	Single Sheet
200.0 (7.87")	50.0 (1.97")	Brass	<b>SHM-0700-0200-0050-BR</b> Hardness: C2801P / C2680P	Single Sheet
200.0 (7.87")	50.0 (1.97")	Copper	<b>SHM-0700-0200-0050-CP</b>	Single Sheet
200.0 (7.87")	50.0 (1.97")	Stainless Steel, -	<b>SHM-0700-0200-0050-304</b> Gauge: -, Grade: 304 Stainless, Hardness: Natural, : 1, : 25.400	Single Sheet
200.0 (7.87")	50.0 (1.97")	Steel	<b>SHM-0700-0200-0050-CRH</b> Grade: Hardened Steel HRC42~46	Single Sheet

Usually stocked or Short Delivery  
 \*\* Available while stocks last \*\*

Long Delivery or Large Minimum Quantities  
 Not in current production

# Shim Sheet

Width mm (in.)	Length mm (in.)	Material	Part Number	Pack Size
<b>Thickness mm (in.): 0.700 (0.0276")</b>				
200.0 (7.87")	100.0 (3.94")	Brass	<b>SHM-0700-0200-0100-BR</b>	Single Sheet Hardness: C2801P / C2680P
200.0 (7.87")	100.0 (3.94")	Copper	<b>SHM-0700-0200-0100-CP</b>	Single Sheet
200.0 (7.87")	100.0 (3.94")	Stainless Steel, 0.60	<b>SHM-0700-0200-0100-304</b>	Single Sheet Gauge: 1.26 - 1.40, Grade: 304 Stainless, : 0, : 84.670
200.0 (7.87")	150.0 (5.91")	Brass	<b>SHM-0700-0200-0150-BR</b>	Single Sheet Hardness: C2801P / C2680P
200.0 (7.87")	150.0 (5.91")	Copper	<b>SHM-0700-0200-0150-CP</b>	Single Sheet
200.0 (7.87")	150.0 (5.91")	Stainless Steel, 0.70	<b>SHM-0700-0200-0150-304</b>	Single Sheet Gauge: 1.46 - 1.60, Grade: 304 Stainless, : 0, : 72.570
200.0 (7.87")	200.0 (7.87")	Brass	<b>SHM-0700-0200-0200-BR</b>	Single Sheet Hardness: C2801P / C2680P
200.0 (7.87")	200.0 (7.87")	Copper	<b>SHM-0700-0200-0200-CP</b>	Single Sheet
200.0 (7.87")	200.0 (7.87")	Stainless Steel, 1.00	<b>SHM-0700-0200-0200-304</b>	Single Sheet Gauge: 1.86 - 2.00, Grade: 304 Stainless, : 0, : 63.500
250.0 (9.84")	50.0 (1.97")	Brass	<b>SHM-0700-0250-0050-BR</b>	Single Sheet Hardness: C2801P / C2680P
250.0 (9.84")	50.0 (1.97")	Copper	<b>SHM-0700-0250-0050-CP</b>	Single Sheet
250.0 (9.84")	50.0 (1.97")	Stainless Steel, -	<b>SHM-0700-0250-0050-304</b>	Single Sheet Gauge: -, Grade: 304 Stainless, Hardness: Natural, : 1, : 25.400
250.0 (9.84")	50.0 (1.97")	Steel	<b>SHM-0700-0250-0050-CRH</b>	Single Sheet Grade: Hardened Steel HRC42~46
250.0 (9.84")	100.0 (3.94")	Brass	<b>SHM-0700-0250-0100-BR</b>	Single Sheet Hardness: C2801P / C2680P
250.0 (9.84")	100.0 (3.94")	Copper	<b>SHM-0700-0250-0100-CP</b>	Single Sheet
250.0 (9.84")	100.0 (3.94")	Stainless Steel, 0.60	<b>SHM-0700-0250-0100-304</b>	Single Sheet Gauge: 1.26 - 1.40, Grade: 304 Stainless, : 0, : 84.670
250.0 (9.84")	150.0 (5.91")	Brass	<b>SHM-0700-0250-0150-BR</b>	Single Sheet Hardness: C2801P / C2680P
250.0 (9.84")	150.0 (5.91")	Copper	<b>SHM-0700-0250-0150-CP</b>	Single Sheet
250.0 (9.84")	150.0 (5.91")	Stainless Steel, 0.70	<b>SHM-0700-0250-0150-304</b>	Single Sheet Gauge: 1.46 - 1.60, Grade: 304 Stainless, : 0, : 72.570
250.0 (9.84")	200.0 (7.87")	Brass	<b>SHM-0700-0250-0200-BR</b>	Single Sheet Hardness: C2801P / C2680P
250.0 (9.84")	200.0 (7.87")	Copper	<b>SHM-0700-0250-0200-CP</b>	Single Sheet
250.0 (9.84")	200.0 (7.87")	Stainless Steel, 1.00	<b>SHM-0700-0250-0200-304</b>	Single Sheet Gauge: 1.86 - 2.00, Grade: 304 Stainless, : 0, : 63.500
250.0 (9.84")	250.0 (9.84")	Brass	<b>SHM-0700-0250-0250-BR</b>	Single Sheet Hardness: C2801P / C2680P
250.0 (9.84")	250.0 (9.84")	Copper	<b>SHM-0700-0250-0250-CP</b>	Single Sheet
250.0 (9.84")	250.0 (9.84")	Stainless Steel, 1.00	<b>SHM-0700-0250-0250-304</b>	Single Sheet Gauge: 1.86 - 2.00, Grade: 304 Stainless, : 0, : 63.500
300.0 (11.81")	50.0 (1.97")	Brass	<b>SHM-0700-0300-0050-BR</b>	Single Sheet Hardness: C2801P / C2680P
300.0 (11.81")	50.0 (1.97")	Copper	<b>SHM-0700-0300-0050-CP</b>	Single Sheet
300.0 (11.81")	50.0 (1.97")	Stainless Steel, -	<b>SHM-0700-0300-0050-304</b>	Single Sheet Gauge: -, Grade: 304 Stainless, Hardness: Natural, : 1, : 20.320
300.0 (11.81")	50.0 (1.97")	Steel	<b>SHM-0700-0300-0050-CRH</b>	Single Sheet Grade: Hardened Steel HRC42~46
300.0 (11.81")	100.0 (3.94")	Brass	<b>SHM-0700-0300-0100-BR</b>	Single Sheet Hardness: C2801P / C2680P
300.0 (11.81")	100.0 (3.94")	Copper	<b>SHM-0700-0300-0100-CP</b>	Single Sheet
300.0 (11.81")	100.0 (3.94")	Stainless Steel, 0.60	<b>SHM-0700-0300-0100-304</b>	Single Sheet Gauge: 1.26 - 1.40, Grade: 304 Stainless, : 0, : 84.670
300.0 (11.81")	150.0 (5.91")	Brass	<b>SHM-0700-0300-0150-BR</b>	Single Sheet Hardness: C2801P / C2680P
300.0 (11.81")	150.0 (5.91")	Copper	<b>SHM-0700-0300-0150-CP</b>	Single Sheet

Usually stocked or Short Delivery  
 \*\* Available while stocks last \*\*

Long Delivery or Large Minimum Quantities  
 Not in current production



# Shim Sheet

Width mm (in.)	Length mm (in.)	Material	Part Number	Pack Size
<b>Thickness mm (in.): 0.700 (0.0276")</b>				
300.0 (11.81")	150.0 (5.91")	Stainless Steel, 1.00	<b>SHM-0700-0300-0150-304</b> Gauge: 1.86 - 2.00, Grade: 304 Stainless, : 0, : 63.500	Single Sheet
300.0 (11.81")	200.0 (7.87")	Brass	<b>SHM-0700-0300-0200-BR</b> Hardness: C2801P / C2680P	Single Sheet
300.0 (11.81")	200.0 (7.87")	Copper	<b>SHM-0700-0300-0200-CP</b>	Single Sheet
300.0 (11.81")	200.0 (7.87")	Stainless Steel, 1.00	<b>SHM-0700-0300-0200-304</b> Gauge: 1.86 - 2.00, Grade: 304 Stainless, : 0, : 63.500	Single Sheet
300.0 (11.81")	250.0 (9.84")	Brass	<b>SHM-0700-0300-0250-BR</b> Hardness: C2801P / C2680P	Single Sheet
300.0 (11.81")	250.0 (9.84")	Copper	<b>SHM-0700-0300-0250-CP</b>	Single Sheet
300.0 (11.81")	250.0 (9.84")	Stainless Steel, 1.00	<b>SHM-0700-0300-0250-304</b> Gauge: 1.86 - 2.00, Grade: 304 Stainless, : 0, : 63.500	Single Sheet
300.0 (11.81")	300.0 (11.81")	Brass	<b>SHM-0700-0300-0300-BR</b> Hardness: C2801P / C2680P	Single Sheet
300.0 (11.81")	300.0 (11.81")	Copper	<b>SHM-0700-0300-0300-CP</b>	Single Sheet
300.0 (11.81")	300.0 (11.81")	Stainless Steel, 1.00	<b>SHM-0700-0300-0300-304</b> Gauge: 1.86 - 2.00, Grade: 304 Stainless, : 0, : 63.500	Single Sheet
<b>Thickness mm (in.): 0.75 (0.0295")</b>				
300 (11.81")	150 (5.91")	Styrene, White	SHT-0075-0300-0150-ABS-W	
300 (11.81")	150 (5.91")	Styrene, Black	SHT-0075-0300-0150-ABS-B	
350 (13.78")	280 (11.02")	Styrene, White	SHT-0075-0350-0280-ABS-W	
600 (23.62")	300 (11.81")	Styrene, White	SHT-0075-0600-0300-ABS-W	
<b>Thickness mm (in.): 0.762 (0.0300")</b>				
127 (5.00")	508 (20.00")	Plastic, Coral	<b>SHM-0762-0127-0508-P</b>	Pack of 10 Sheets
127 (5.00")	508 (20.00")	Plastic, Coral	** SHM-0762-0127-0508-P-EA	Pack of 10 Sheets
150 (5.91")	300 (11.81")	Stainless Steel	<b>SHM-0762-0150-0300-430</b> Grade: 430 Stainless Steel	Single Sheet
203 (7.99")	300 (11.81")	Stainless Steel	SHM-0762-0203-0300-302 Grade: 302/304 Stainless Steel	Single Sheet
203.2 (8.00")	304.8 (12.00")	Brass	SHM-0762-0203-0305-BR Grade: Brass 70/30, Hardness: Half Hard	Single Sheet
203.2 (8.00")	304.8 (12.00")	Steel	SHM-0762-0203-0305-CR Grade: 1010 Steel	Single Sheet
254 (10.00")	508 (20.00")	Plastic, Coral	SHM-0762-0254-0508-P	Single Sheet
304 (11.97")	609 (23.98")	Plastic, Coral	SHM-0762-0305-0610-P	Single Sheet
508 (20.00")	508 (20.00")	Plastic, Coral	SHM-0762-0508-0508-P	Single Sheet
508 (20.00")	1270 (50.00")	Plastic, Coral	SHM-0762-0508-1270-P	Single Sheet
<b>Thickness mm (in.): 0.787 (0.0310")</b>				
152.4 (6.00")	609.6 (24.00")	Aluminium, Coral	** SHM-0787-0152-0610-AL Grade: 3003 Aluminium	Single Sheet
152.4 (6.00")	2540 (100.00")	Brass	<b>SHM-0787-0152-2540-BRH</b> Hardness: Hard	Single Roll
152.4 (6.00")	2540 (100.00")	Steel	<b>SHM-0787-0152-2540-CR</b> Grade: Cold Rolled Low Carbon 1008-1010	Single Roll
304.8 (12.00")	609.6 (24.00")	Aluminium, Coral	SHM-0787-0305-0610-AL Grade: 3003 Aluminium	Single Sheet
<b>Thickness mm (in.): 0.800 (0.0315")</b>				
50.0 (1.97")	50.0 (1.97")	Aluminium	<b>SHM-0800-0050-0050-AL</b>	Single Sheet
50.0 (1.97")	50.0 (1.97")	Brass	<b>SHM-0800-0050-0050-BR</b> Hardness: C2801P / C2680P	Single Sheet
50.0 (1.97")	50.0 (1.97")	Copper	<b>SHM-0800-0050-0050-CP</b>	Single Sheet
50.0 (1.97")	50.0 (1.97")	Stainless Steel, 1.00	<b>SHM-0800-0050-0050-304</b> Gauge: 1.86 - 2.00, Grade: 304 Stainless, : 0, : 63.500	Single Sheet
50.0 (1.97")	50.0 (1.97")	Steel	<b>SHM-0800-0050-0050-CR</b> Grade: Cold Rolled Steel	Single Sheet
50.0 (1.97")	50.0 (1.97")	Steel	<b>SHM-0800-0050-0050-CRH</b> Grade: Hardened Steel HRC42-46	Single Sheet
100 (3.94")	40 (1.57")	Styrene, White	SHT-0080-0100-0040-ABS-W	

Usually stocked or Short Delivery  
 \*\* Available while stocks last \*\*

Long Delivery or Large Minimum Quantities  
 Not in current production

# Shim Sheet

Width mm (in.)	Length mm (in.)	Material	Part Number	Pack Size
<b>Thickness mm (in.): 0.800 (0.0315")</b>				
100.0 (3.94")	50.0 (1.97")	Aluminium	<b>SHM-0800-0100-0050-AL</b>	Single Sheet
100.0 (3.94")	50.0 (1.97")	Brass	<b>SHM-0800-0100-0050-BR</b>	Single Sheet Hardness: C2801P / C2680P
100.0 (3.94")	50.0 (1.97")	Copper	<b>SHM-0800-0100-0050-CP</b>	Single Sheet
100.0 (3.94")	50.0 (1.97")	Stainless Steel, 1.00	<b>SHM-0800-0100-0050-304</b>	Single Sheet Gauge: 1.86 - 2.00, Grade: 304 Stainless, : 0, : 63.500
100.0 (3.94")	50.0 (1.97")	Steel	<b>SHM-0800-0100-0050-CRH</b>	Single Sheet Grade: Hardened Steel HRC42~46
100.0 (3.94")	50.0 (1.97")	Steel	<b>SHM-0800-0100-0050-CR</b>	Single Sheet Grade: Cold Rolled Steel
100.0 (3.94")	100.0 (3.94")	Aluminium	<b>SHM-0800-0100-0100-AL</b>	Single Sheet
100 (3.94")	100 (3.94")	Brass	<b>SHM-0800-0100-0100-BR</b>	Single Sheet Grade: Brass Alloy H62, Hardness: Economy Chinese - Measurements are approximate
100.0 (3.94")	100.0 (3.94")	Copper	<b>SHM-0800-0100-0100-CP</b>	Single Sheet
100.0 (3.94")	100.0 (3.94")	Stainless Steel, 1.00	<b>SHM-0800-0100-0100-304</b>	Single Sheet Gauge: 1.86 - 2.00, Grade: 304 Stainless, : 0, : 63.500
100.0 (3.94")	100.0 (3.94")	Steel	<b>SHM-0800-0100-0100-CR</b>	Single Sheet Grade: Cold Rolled Steel
100.0 (3.94")	100.0 (3.94")	Steel	<b>SHM-0800-0100-0100-CRH</b>	Single Sheet Grade: Hardened Steel HRC42~46
120 (4.72")	60 (2.36")	Styrene, White	<b>SHT-0080-0120-0060-ABS-W</b>	
150.0 (5.91")	50.0 (1.97")	Aluminium	<b>SHM-0800-0150-0050-AL</b>	Single Sheet
150.0 (5.91")	50.0 (1.97")	Brass	<b>SHM-0800-0150-0050-BR</b>	Single Sheet Hardness: C2801P / C2680P
150.0 (5.91")	50.0 (1.97")	Copper	<b>SHM-0800-0150-0050-CP</b>	Single Sheet
150.0 (5.91")	50.0 (1.97")	Stainless Steel, 1.00	<b>SHM-0800-0150-0050-304</b>	Single Sheet Gauge: 1.86 - 2.00, Grade: 304 Stainless, : 0, : 63.500
150.0 (5.91")	50.0 (1.97")	Steel	<b>SHM-0800-0150-0050-CR</b>	Single Sheet Grade: Cold Rolled Steel
150.0 (5.91")	50.0 (1.97")	Steel	<b>SHM-0800-0150-0050-CRH</b>	Single Sheet Grade: Hardened Steel HRC42~46
150.0 (5.91")	100.0 (3.94")	Aluminium	<b>SHM-0800-0150-0100-AL</b>	Single Sheet
150.0 (5.91")	100.0 (3.94")	Brass	<b>SHM-0800-0150-0100-BR</b>	Single Sheet Hardness: C2801P / C2680P
150.0 (5.91")	100.0 (3.94")	Copper	<b>SHM-0800-0150-0100-CP</b>	Single Sheet
150.0 (5.91")	100.0 (3.94")	Stainless Steel, 1.00	<b>SHM-0800-0150-0100-304</b>	Single Sheet Gauge: 1.86 - 2.00, Grade: 304 Stainless, : 0, : 63.500
150.0 (5.91")	100.0 (3.94")	Steel	<b>SHM-0800-0150-0100-CR</b>	Single Sheet Grade: Cold Rolled Steel
150.0 (5.91")	100.0 (3.94")	Steel	<b>SHM-0800-0150-0100-CRH</b>	Single Sheet Grade: Hardened Steel HRC42~46
150.0 (5.91")	150.0 (5.91")	Aluminium	<b>SHM-0800-0150-0150-AL</b>	Single Sheet
150.0 (5.91")	150.0 (5.91")	Brass	<b>SHM-0800-0150-0150-BR</b>	Single Sheet Hardness: C2801P / C2680P
150.0 (5.91")	150.0 (5.91")	Copper	<b>SHM-0800-0150-0150-CP</b>	Single Sheet
150.0 (5.91")	150.0 (5.91")	Stainless Steel, 1.10	<b>SHM-0800-0150-0150-304</b>	Single Sheet Gauge: 2.36 - 2.50, Grade: 304 Stainless, : 0, : 56.440
150.0 (5.91")	150.0 (5.91")	Steel	<b>SHM-0800-0150-0150-CR</b>	Single Sheet Grade: Cold Rolled Steel
200.0 (7.87")	50.0 (1.97")	Aluminium	<b>SHM-0800-0200-0050-AL</b>	Single Sheet
200.0 (7.87")	50.0 (1.97")	Brass	<b>SHM-0800-0200-0050-BR</b>	Single Sheet Hardness: C2801P / C2680P
200.0 (7.87")	50.0 (1.97")	Copper	<b>SHM-0800-0200-0050-CP</b>	Single Sheet
200.0 (7.87")	50.0 (1.97")	Stainless Steel, 1.00	<b>SHM-0800-0200-0050-304</b>	Single Sheet Gauge: 1.86 - 2.00, Grade: 304 Stainless, : 0, : 63.500
200.0 (7.87")	50.0 (1.97")	Steel	<b>SHM-0800-0200-0050-CR</b>	Single Sheet Grade: Cold Rolled Steel



Usually stocked or Short Delivery



\*\* Available while stocks last \*\*



Long Delivery or Large Minimum Quantities



Not in current production

# Shim Sheet

Width mm (in.)	Length mm (in.)	Material	Part Number	Pack Size
<b>Thickness mm (in.): 0.800 (0.0315")</b>				
200.0 (7.87")	50.0 (1.97")	Steel	<b>SHM-0800-0200-0050-CRH</b>	Single Sheet Grade: Hardened Steel HRC42~46
200.0 (7.87")	100.0 (3.94")	Aluminium	<b>SHM-0800-0200-0100-AL</b>	Single Sheet
200.0 (7.87")	100.0 (3.94")	Brass	<b>SHM-0800-0200-0100-BR</b>	Single Sheet Hardness: C2801P / C2680P
200.0 (7.87")	100.0 (3.94")	Copper	<b>SHM-0800-0200-0100-CP</b>	Single Sheet
200.0 (7.87")	100.0 (3.94")	Stainless Steel, 1.00	<b>SHM-0800-0200-0100-304</b>	Single Sheet Gauge: 1.86 - 2.00, Grade: 304 Stainless, : 0, : 63.500
200.0 (7.87")	100.0 (3.94")	Steel	<b>SHM-0800-0200-0100-CR</b>	Single Sheet Grade: Cold Rolled Steel
200.0 (7.87")	100.0 (3.94")	Steel	<b>SHM-0800-0200-0100-CRH</b>	Single Sheet Grade: Hardened Steel HRC42~46
200.0 (7.87")	150.0 (5.91")	Aluminium	<b>SHM-0800-0200-0150-AL</b>	Single Sheet
200.0 (7.87")	150.0 (5.91")	Brass	<b>SHM-0800-0200-0150-BR</b>	Single Sheet Hardness: C2801P / C2680P
200.0 (7.87")	150.0 (5.91")	Copper	<b>SHM-0800-0200-0150-CP</b>	Single Sheet
200.0 (7.87")	150.0 (5.91")	Stainless Steel, 1.10	<b>SHM-0800-0200-0150-304</b>	Single Sheet Gauge: 2.36 - 2.50, Grade: 304 Stainless, : 0, : 56.440
200.0 (7.87")	150.0 (5.91")	Steel	<b>SHM-0800-0200-0150-CR</b>	Single Sheet Grade: Cold Rolled Steel
200.0 (7.87")	200.0 (7.87")	Aluminium	<b>SHM-0800-0200-0200-AL</b>	Single Sheet
200.0 (7.87")	200.0 (7.87")	Brass	<b>SHM-0800-0200-0200-BR</b>	Single Sheet Hardness: C2801P / C2680P
200.0 (7.87")	200.0 (7.87")	Copper	<b>SHM-0800-0200-0200-CP</b>	Single Sheet
200.0 (7.87")	200.0 (7.87")	Stainless Steel, 1.10	<b>SHM-0800-0200-0200-304</b>	Single Sheet Gauge: 2.36 - 2.50, Grade: 304 Stainless, : 0, : 56.440
200.0 (7.87")	200.0 (7.87")	Steel	<b>SHM-0800-0200-0200-CR</b>	Single Sheet Grade: Cold Rolled Steel
240 (9.45")	120 (4.72")	Styrene, White	<b>SHT-0080-0240-0120-ABS-W</b>	
240 (9.45")	240 (9.45")	Styrene, White	<b>SHT-0080-0240-0240-ABS-W</b>	
250.0 (9.84")	50.0 (1.97")	Aluminium	<b>SHM-0800-0250-0050-AL</b>	Single Sheet
250.0 (9.84")	50.0 (1.97")	Brass	<b>SHM-0800-0250-0050-BR</b>	Single Sheet Hardness: C2801P / C2680P
250.0 (9.84")	50.0 (1.97")	Copper	<b>SHM-0800-0250-0050-CP</b>	Single Sheet
250.0 (9.84")	50.0 (1.97")	Stainless Steel, 1.00	<b>SHM-0800-0250-0050-304</b>	Single Sheet Gauge: 1.86 - 2.00, Grade: 304 Stainless, : 0, : 63.500
250.0 (9.84")	50.0 (1.97")	Steel	<b>SHM-0800-0250-0050-CR</b>	Single Sheet Grade: Cold Rolled Steel
250.0 (9.84")	50.0 (1.97")	Steel	<b>SHM-0800-0250-0050-CRH</b>	Single Sheet Grade: Hardened Steel HRC42~46
250.0 (9.84")	100.0 (3.94")	Aluminium	<b>SHM-0800-0250-0100-AL</b>	Single Sheet
250.0 (9.84")	100.0 (3.94")	Brass	<b>SHM-0800-0250-0100-BR</b>	Single Sheet Hardness: C2801P / C2680P
250.0 (9.84")	100.0 (3.94")	Copper	<b>SHM-0800-0250-0100-CP</b>	Single Sheet
250.0 (9.84")	100.0 (3.94")	Stainless Steel, 1.00	<b>SHM-0800-0250-0100-304</b>	Single Sheet Gauge: 1.86 - 2.00, Grade: 304 Stainless, : 0, : 63.500
250.0 (9.84")	100.0 (3.94")	Steel	<b>SHM-0800-0250-0100-CR</b>	Single Sheet Grade: Cold Rolled Steel
250.0 (9.84")	100.0 (3.94")	Steel	<b>SHM-0800-0250-0100-CRH</b>	Single Sheet Grade: Hardened Steel HRC42~46
250.0 (9.84")	150.0 (5.91")	Aluminium	<b>SHM-0800-0250-0150-AL</b>	Single Sheet
250.0 (9.84")	150.0 (5.91")	Brass	<b>SHM-0800-0250-0150-BR</b>	Single Sheet Hardness: C2801P / C2680P
250.0 (9.84")	150.0 (5.91")	Copper	<b>SHM-0800-0250-0150-CP</b>	Single Sheet
250.0 (9.84")	150.0 (5.91")	Stainless Steel, 1.10	<b>SHM-0800-0250-0150-304</b>	Single Sheet Gauge: 2.36 - 2.50, Grade: 304 Stainless, : 0, : 56.440
250.0 (9.84")	150.0 (5.91")	Steel	<b>SHM-0800-0250-0150-CR</b>	Single Sheet Grade: Cold Rolled Steel

Usually stocked or Short Delivery  
 \*\* Available while stocks last \*\*

Long Delivery or Large Minimum Quantities  
 Not in current production

# Shim Sheet

Width mm (in.)	Length mm (in.)	Material	Part Number	Pack Size
<b>Thickness mm (in.): 0.800 (0.0315")</b>				
250.0 (9.84")	200.0 (7.87")	Aluminium	<b>SHM-0800-0250-0200-AL</b>	Single Sheet
250.0 (9.84")	200.0 (7.87")	Brass	<b>SHM-0800-0250-0200-BR</b>	Single Sheet Hardness: C2801P / C2680P
250.0 (9.84")	200.0 (7.87")	Copper	<b>SHM-0800-0250-0200-CP</b>	Single Sheet
250.0 (9.84")	200.0 (7.87")	Stainless Steel, 1.10	<b>SHM-0800-0250-0200-304</b>	Single Sheet Gauge: 2.36 - 2.50, Grade: 304 Stainless, : 0, : 56.440
250.0 (9.84")	200.0 (7.87")	Steel	<b>SHM-0800-0250-0200-CR</b>	Single Sheet Grade: Cold Rolled Steel
250.0 (9.84")	250.0 (9.84")	Aluminium	<b>SHM-0800-0250-0250-AL</b>	Single Sheet
250.0 (9.84")	250.0 (9.84")	Brass	<b>SHM-0800-0250-0250-BR</b>	Single Sheet Hardness: C2801P / C2680P
250.0 (9.84")	250.0 (9.84")	Copper	<b>SHM-0800-0250-0250-CP</b>	Single Sheet
250.0 (9.84")	250.0 (9.84")	Stainless Steel, 1.10	<b>SHM-0800-0250-0250-304</b>	Single Sheet Gauge: 2.36 - 2.50, Grade: 304 Stainless, : 0, : 56.440
250.0 (9.84")	250.0 (9.84")	Steel	<b>SHM-0800-0250-0250-CR</b>	Single Sheet Grade: Cold Rolled Steel
300.0 (11.81")	50.0 (1.97")	Aluminium	<b>SHM-0800-0300-0050-AL</b>	Single Sheet
300.0 (11.81")	50.0 (1.97")	Brass	<b>SHM-0800-0300-0050-BR</b>	Single Sheet Hardness: C2801P / C2680P
300.0 (11.81")	50.0 (1.97")	Copper	<b>SHM-0800-0300-0050-CP</b>	Single Sheet
300.0 (11.81")	50.0 (1.97")	Stainless Steel, 1.00	<b>SHM-0800-0300-0050-304</b>	Single Sheet Gauge: 1.86 - 2.00, Grade: 304 Stainless, : 0, : 63.500
300.0 (11.81")	50.0 (1.97")	Steel	<b>SHM-0800-0300-0050-CRH</b>	Single Sheet Grade: Hardened Steel HRC42~46
300.0 (11.81")	50.0 (1.97")	Steel	<b>SHM-0800-0300-0050-CR</b>	Single Sheet Grade: Cold Rolled Steel
300.0 (11.81")	100.0 (3.94")	Aluminium	<b>SHM-0800-0300-0100-AL</b>	Single Sheet
300.0 (11.81")	100.0 (3.94")	Brass	<b>SHM-0800-0300-0100-BR</b>	Single Sheet Hardness: C2801P / C2680P
300.0 (11.81")	100.0 (3.94")	Copper	<b>SHM-0800-0300-0100-CP</b>	Single Sheet
300.0 (11.81")	100.0 (3.94")	Stainless Steel, 1.10	<b>SHM-0800-0300-0100-304</b>	Single Sheet Gauge: 2.36 - 2.50, Grade: 304 Stainless, : 0, : 56.440
300.0 (11.81")	100.0 (3.94")	Steel	<b>SHM-0800-0300-0100-CR</b>	Single Sheet Grade: Cold Rolled Steel
300.0 (11.81")	100.0 (3.94")	Steel	<b>SHM-0800-0300-0100-CRH</b>	Single Sheet Grade: Hardened Steel HRC42~46
300.0 (11.81")	150.0 (5.91")	Aluminium	<b>SHM-0800-0300-0150-AL</b>	Single Sheet
300.0 (11.81")	150.0 (5.91")	Brass	<b>SHM-0800-0300-0150-BR</b>	Single Sheet Hardness: C2801P / C2680P
300.0 (11.81")	150.0 (5.91")	Copper	<b>SHM-0800-0300-0150-CP</b>	Single Sheet
300.0 (11.81")	150.0 (5.91")	Stainless Steel, 1.10	<b>SHM-0800-0300-0150-304</b>	Single Sheet Gauge: 2.36 - 2.50, Grade: 304 Stainless, : 0, : 56.440
300.0 (11.81")	150.0 (5.91")	Steel	<b>SHM-0800-0300-0150-CR</b>	Single Sheet Grade: Cold Rolled Steel
300.0 (11.81")	200.0 (7.87")	Aluminium	<b>SHM-0800-0300-0200-AL</b>	Single Sheet
300.0 (11.81")	200.0 (7.87")	Brass	<b>SHM-0800-0300-0200-BR</b>	Single Sheet Hardness: C2801P / C2680P
300.0 (11.81")	200.0 (7.87")	Copper	<b>SHM-0800-0300-0200-CP</b>	Single Sheet
300.0 (11.81")	200.0 (7.87")	Stainless Steel, 1.10	<b>SHM-0800-0300-0200-304</b>	Single Sheet Gauge: 2.36 - 2.50, Grade: 304 Stainless, : 0, : 56.440
300.0 (11.81")	200.0 (7.87")	Steel	<b>SHM-0800-0300-0200-CR</b>	Single Sheet Grade: Cold Rolled Steel
300.0 (11.81")	250.0 (9.84")	Aluminium	<b>SHM-0800-0300-0250-AL</b>	Single Sheet
300.0 (11.81")	250.0 (9.84")	Brass	<b>SHM-0800-0300-0250-BR</b>	Single Sheet Hardness: C2801P / C2680P
300.0 (11.81")	250.0 (9.84")	Copper	<b>SHM-0800-0300-0250-CP</b>	Single Sheet
300.0 (11.81")	250.0 (9.84")	Stainless Steel, 1.10	<b>SHM-0800-0300-0250-304</b>	Single Sheet Gauge: 2.36 - 2.50, Grade: 304 Stainless, : 0, : 56.440

Usually stocked or Short Delivery  
 \*\* Available while stocks last \*\*

Long Delivery or Large Minimum Quantities  
 Not in current production

# Shim Sheet

Width mm (in.)	Length mm (in.)	Material	Part Number	Pack Size
<b>Thickness mm (in.): 0.800 (0.0315")</b>				
300.0 (11.81")	250.0 (9.84")	Steel	<b>SHM-0800-0300-0250-CR</b>	Single Sheet Grade: Cold Rolled Steel
300.0 (11.81")	300.0 (11.81")	Aluminium	<b>SHM-0800-0300-0300-AL</b>	Single Sheet
300.0 (11.81")	300.0 (11.81")	Brass	<b>SHM-0800-0300-0300-BR</b>	Single Sheet Hardness: C2801P / C2680P
300.0 (11.81")	300.0 (11.81")	Copper	<b>SHM-0800-0300-0300-CP</b>	Single Sheet
300.0 (11.81")	300.0 (11.81")	Stainless Steel, 1.10	<b>SHM-0800-0300-0300-304</b>	Single Sheet Gauge: 2.36 - 2.50, Grade: 304 Stainless, : 0, : 56.440
300.0 (11.81")	300.0 (11.81")	Steel	<b>SHM-0800-0300-0300-CR</b>	Single Sheet Grade: Cold Rolled Steel
<b>Thickness mm (in.): 0.813 (0.0320")</b>				
101.6 (4.00")	254 (10.00")	Aluminium, Self Colour	<b>SHM-0813-0102-0254-AL</b>	Single Sheet Grade: Commercial
101.6 (4.00")	254 (10.00")	Brass	<b>SHM-0813-0102-0254-BR</b>	Single Sheet
152.4 (6.00")	304.8 (12.00")	Aluminium, Self Colour	<b>SHM-0813-0152-0305-AL</b>	Single Sheet Grade: Commercial
152.4 (6.00")	304.8 (12.00")	Brass	<b>SHM-0813-0152-0305-BR</b>	Single Sheet Grade: Brass 70/30, Hardness: Half Hard
<b>Thickness mm (in.): 1.0 (0.0394")</b>				
60.0 (0.04")	240.0 (9.45")	Acrylic, Clear	SHT-0100-0060-0240-AC-C	
120.0 (0.04")	240.0 (9.45")	Acrylic, Clear	SHT-0100-0120-0240-AC-C	
240.0 (0.04")	240.0 (9.45")	Acrylic, Clear	SHT-0100-0240-0240-AC-C	
60.0 (0.06")	240.0 (9.45")	Acrylic, Clear	SHT-0150-0060-0240-AC-C	
120.0 (0.06")	240.0 (9.45")	Acrylic, Clear	SHT-0150-0120-0240-AC-C	
240.0 (0.06")	240.0 (9.45")	Acrylic, Clear	SHT-0150-0240-0240-AC-C	
60.0 (0.08")	240.0 (9.45")	Acrylic, Clear	SHT-0200-0060-0240-AC-C	
120.0 (0.08")	240.0 (9.45")	Acrylic, Clear	SHT-0200-0120-0240-AC-C	
240.0 (0.08")	240.0 (9.45")	Acrylic, Clear	SHT-0200-0240-0240-AC-C	
50.0 (1.97")	50.0 (1.97")	Aluminium	<b>SHM-1000-0050-0050-AL</b>	Single Sheet
50.0 (1.97")	50.0 (1.97")	Brass	<b>SHM-1000-0050-0050-BR</b>	Single Sheet Hardness: C2801P / C2680P
50.0 (1.97")	50.0 (1.97")	Copper	<b>SHM-1000-0050-0050-CP</b>	Single Sheet
50.0 (1.97")	50.0 (1.97")	Stainless Steel, 1.10	<b>SHM-1000-0050-0050-304</b>	Single Sheet Gauge: 2.36 - 2.50, Grade: 304 Stainless, : 0, : 56.440
50.0 (1.97")	50.0 (1.97")	Steel	<b>SHM-1000-0050-0050-CR</b>	Single Sheet Grade: Cold Rolled Steel
50.0 (1.97")	50.0 (1.97")	Steel	<b>SHM-1000-0050-0050-CRH</b>	Single Sheet Grade: Hardened Steel HRC42~46
100 (3.94")	40 (1.57")	Styrene, White	SHT-0100-0100-0040-ABS-W	
100.0 (3.94")	50.0 (1.97")	Aluminium	<b>SHM-1000-0100-0050-AL</b>	Single Sheet
100.0 (3.94")	50.0 (1.97")	Brass	<b>SHM-1000-0100-0050-BR</b>	Single Sheet Hardness: C2801P / C2680P
100.0 (3.94")	50.0 (1.97")	Copper	<b>SHM-1000-0100-0050-CP</b>	Single Sheet
100.0 (3.94")	50.0 (1.97")	Stainless Steel, 1.10	<b>SHM-1000-0100-0050-304</b>	Single Sheet Gauge: 2.36 - 2.50, Grade: 304 Stainless, : 0, : 56.440
100.0 (3.94")	50.0 (1.97")	Steel	<b>SHM-1000-0100-0050-CRH</b>	Single Sheet Grade: Hardened Steel HRC42~46
100.0 (3.94")	50.0 (1.97")	Steel	<b>SHM-1000-0100-0050-CR</b>	Single Sheet Grade: Cold Rolled Steel
100.0 (3.94")	100.0 (3.94")	Aluminium	<b>SHM-1000-0100-0100-AL</b>	Single Sheet
100 (3.94")	100 (3.94")	Brass	SHM-1000-0100-0100-BR	Single Sheet Grade: Brass Alloy H62, Hardness: Economy Chinese - Measurements are approximate
100.0 (3.94")	100.0 (3.94")	Copper	<b>SHM-1000-0100-0100-CP</b>	Single Sheet
100.0 (3.94")	100.0 (3.94")	Stainless Steel, 1.30	<b>SHM-1000-0100-0100-304</b>	Single Sheet Gauge: 2.86 - 3.00, Grade: 304 Stainless, : 1, : 50.800
100.0 (3.94")	100.0 (3.94")	Steel	<b>SHM-1000-0100-0100-CRH</b>	Single Sheet Grade: Hardened Steel HRC42~46



Usually stocked or Short Delivery

\*\* Available while stocks last \*\*



Long Delivery or Large Minimum Quantities

Not in current production

# Shim Sheet

Width mm (in.)	Length mm (in.)	Material	Part Number	Pack Size
<b>Thickness mm (in.): 1.0 (0.0394")</b>				
100.0 (3.94")	100.0 (3.94")	Steel	<b>SHM-1000-0100-0100-CR</b>	Single Sheet Grade: Cold Rolled Steel
120 (4.72")	60 (2.36")	Styrene, White	<b>SHT-0100-0120-0060-ABS-W</b>	
150.0 (5.91")	50.0 (1.97")	Aluminium	<b>SHM-1000-0150-0050-AL</b>	Single Sheet
150.0 (5.91")	50.0 (1.97")	Brass	<b>SHM-1000-0150-0050-BR</b>	Single Sheet Hardness: C2801P / C2680P
150.0 (5.91")	50.0 (1.97")	Copper	<b>SHM-1000-0150-0050-CP</b>	Single Sheet
150.0 (5.91")	50.0 (1.97")	Stainless Steel, 1.10	<b>SHM-1000-0150-0050-304</b>	Single Sheet Gauge: 2.36 - 2.50, Grade: 304 Stainless, : 0, : 56.440
150.0 (5.91")	50.0 (1.97")	Steel	<b>SHM-1000-0150-0050-CRH</b>	Single Sheet Grade: Hardened Steel HRC42~46
150.0 (5.91")	50.0 (1.97")	Steel	<b>SHM-1000-0150-0050-CR</b>	Single Sheet Grade: Cold Rolled Steel
150 (5.91")	100 (3.94")	Aluminium - T1100, Self Colour	<b>SHT-0100-0150-0100-AL</b>	
150 (5.91")	100 (3.94")	Aluminium - T6061, Self Colour	<b>SHT-0100-0150-0100-AL-T6</b>	
150 (5.91")	100 (3.94")	Aluminium - T7075, Self Colour	<b>SHT-0100-0150-0100-AL-T7</b>	
150.0 (5.91")	100.0 (3.94")	Aluminium	<b>SHM-1000-0150-0100-AL</b>	Single Sheet
150.0 (5.91")	100.0 (3.94")	Brass	<b>SHM-1000-0150-0100-BR</b>	Single Sheet Hardness: C2801P / C2680P
150.0 (5.91")	100.0 (3.94")	Copper	<b>SHM-1000-0150-0100-CP</b>	Single Sheet
150.0 (5.91")	100.0 (3.94")	Stainless Steel, 1.30	<b>SHM-1000-0150-0100-304</b>	Single Sheet Gauge: 2.86 - 3.00, Grade: 304 Stainless, : 1, : 50.800
150.0 (5.91")	100.0 (3.94")	Steel	<b>SHM-1000-0150-0100-CRH</b>	Single Sheet Grade: Hardened Steel HRC42~46
150.0 (5.91")	100.0 (3.94")	Steel	<b>SHM-1000-0150-0100-CR</b>	Single Sheet Grade: Cold Rolled Steel
150.0 (5.91")	150.0 (5.91")	Aluminium	<b>SHM-1000-0150-0150-AL</b>	Single Sheet
150.0 (5.91")	150.0 (5.91")	Brass	<b>SHM-1000-0150-0150-BR</b>	Single Sheet Hardness: C2801P / C2680P
150.0 (5.91")	150.0 (5.91")	Copper	<b>SHM-1000-0150-0150-CP</b>	Single Sheet
150.0 (5.91")	150.0 (5.91")	Stainless Steel, 1.30	<b>SHM-1000-0150-0150-304</b>	Single Sheet Gauge: 2.86 - 3.00, Grade: 304 Stainless, : 1, : 50.800
150.0 (5.91")	150.0 (5.91")	Steel	<b>SHM-1000-0150-0150-CR</b>	Single Sheet Grade: Cold Rolled Steel
200.0 (7.87")	50.0 (1.97")	Aluminium	<b>SHM-1000-0200-0050-AL</b>	Single Sheet
200.0 (7.87")	50.0 (1.97")	Brass	<b>SHM-1000-0200-0050-BR</b>	Single Sheet Hardness: C2801P / C2680P
200.0 (7.87")	50.0 (1.97")	Copper	<b>SHM-1000-0200-0050-CP</b>	Single Sheet
200.0 (7.87")	50.0 (1.97")	Stainless Steel, 1.10	<b>SHM-1000-0200-0050-304</b>	Single Sheet Gauge: 2.36 - 2.50, Grade: 304 Stainless, : 0, : 56.440
200.0 (7.87")	50.0 (1.97")	Steel	<b>SHM-1000-0200-0050-CRH</b>	Single Sheet Grade: Hardened Steel HRC42~46
200.0 (7.87")	50.0 (1.97")	Steel	<b>SHM-1000-0200-0050-CR</b>	Single Sheet Grade: Cold Rolled Steel
200.0 (7.87")	100.0 (3.94")	Aluminium	<b>SHM-1000-0200-0100-AL</b>	Single Sheet
200.0 (7.87")	100.0 (3.94")	Brass	<b>SHM-1000-0200-0100-BR</b>	Single Sheet Hardness: C2801P / C2680P
200.0 (7.87")	100.0 (3.94")	Copper	<b>SHM-1000-0200-0100-CP</b>	Single Sheet
200.0 (7.87")	100.0 (3.94")	Stainless Steel, 1.30	<b>SHM-1000-0200-0100-304</b>	Single Sheet Gauge: 2.86 - 3.00, Grade: 304 Stainless, : 1, : 50.800
200.0 (7.87")	100.0 (3.94")	Steel	<b>SHM-1000-0200-0100-CRH</b>	Single Sheet Grade: Hardened Steel HRC42~46
200.0 (7.87")	100.0 (3.94")	Steel	<b>SHM-1000-0200-0100-CR</b>	Single Sheet Grade: Cold Rolled Steel
200.0 (7.87")	150.0 (5.91")	Aluminium	<b>SHM-1000-0200-0150-AL</b>	Single Sheet
200.0 (7.87")	150.0 (5.91")	Brass	<b>SHM-1000-0200-0150-BR</b>	Single Sheet
200.0 (7.87")	150.0 (5.91")	Copper	<b>SHM-1000-0200-0150-CP</b>	Single Sheet



Usually stocked or Short Delivery



\*\* Available while stocks last \*\*



Long Delivery or Large Minimum Quantities



Not in current production



# Shim Sheet



Width mm (in.)	Length mm (in.)	Material	Part Number	Pack Size
<b>Thickness mm (in.): 1.0 (0.0394")</b>				
200.0 (7.87")	150.0 (5.91")	Stainless Steel, 1.30	<b>SHM-1000-0200-0150-304</b> Gauge: 2.86 - 3.00, Grade: 304 Stainless, : 1, : 50.800	Single Sheet
200.0 (7.87")	150.0 (5.91")	Steel	<b>SHM-1000-0200-0150-CR</b>	Single Sheet Grade: Cold Rolled Steel
200 (7.87")	200 (7.87")	Aluminium - T1100, Self Colour	<b>SHT-0100-0200-0200-AL</b>	
200.0 (7.87")	200.0 (7.87")	Aluminium	<b>SHM-1000-0200-0200-AL</b>	Single Sheet
200.0 (7.87")	200.0 (7.87")	Brass	<b>SHM-1000-0200-0200-BR</b>	Single Sheet
200.0 (7.87")	200.0 (7.87")	Copper	<b>SHM-1000-0200-0200-CP</b>	Single Sheet
200.0 (7.87")	200.0 (7.87")	Stainless Steel, 1.30	<b>SHM-1000-0200-0200-304</b> Gauge: 2.86 - 3.00, Grade: 304 Stainless, : 1, : 50.800	Single Sheet
200.0 (7.87")	200.0 (7.87")	Steel	<b>SHM-1000-0200-0200-CR</b>	Single Sheet Grade: Cold Rolled Steel
240 (9.45")	120 (4.72")	Styrene, White	<b>SHT-0100-0240-0120-ABS-W</b>	
240 (9.45")	240 (9.45")	Styrene, White	<b>SHT-0100-0240-0240-ABS-W</b>	
250.0 (9.84")	50.0 (1.97")	Aluminium	<b>SHM-1000-0250-0050-AL</b>	Single Sheet
250.0 (9.84")	50.0 (1.97")	Brass	<b>SHM-1000-0250-0050-BR</b>	Single Sheet Hardness: C2801P / C2680P
250.0 (9.84")	50.0 (1.97")	Copper	<b>SHM-1000-0250-0050-CP</b>	Single Sheet
250.0 (9.84")	50.0 (1.97")	Stainless Steel, 1.30	<b>SHM-1000-0250-0050-304</b> Gauge: 2.86 - 3.00, Grade: 304 Stainless, : 1, : 50.800	Single Sheet
250.0 (9.84")	50.0 (1.97")	Steel	<b>SHM-1000-0250-0050-CRH</b>	Single Sheet Grade: Hardened Steel HRC42~46
250.0 (9.84")	50.0 (1.97")	Steel	<b>SHM-1000-0250-0050-CR</b>	Single Sheet Grade: Cold Rolled Steel
250.0 (9.84")	100.0 (3.94")	Aluminium	<b>SHM-1000-0250-0100-AL</b>	Single Sheet
250.0 (9.84")	100.0 (3.94")	Brass	<b>SHM-1000-0250-0100-BR</b>	Single Sheet Hardness: C2801P / C2680P
250.0 (9.84")	100.0 (3.94")	Copper	<b>SHM-1000-0250-0100-CP</b>	Single Sheet
250.0 (9.84")	100.0 (3.94")	Stainless Steel, 1.30	<b>SHM-1000-0250-0100-304</b> Gauge: 2.86 - 3.00, Grade: 304 Stainless, : 1, : 50.800	Single Sheet
250.0 (9.84")	100.0 (3.94")	Steel	<b>SHM-1000-0250-0100-CR</b>	Single Sheet Grade: Cold Rolled Steel
250.0 (9.84")	100.0 (3.94")	Steel	<b>SHM-1000-0250-0100-CRH</b>	Single Sheet Grade: Hardened Steel HRC42~46
250 (9.84")	150 (5.91")	Aluminium - T1100, Self Colour	<b>SHT-0100-0250-0150-AL</b>	
250 (9.84")	150 (5.91")	Aluminium - T6061, Self Colour	<b>SHT-0100-0250-0150-AL-T6</b>	
250 (9.84")	150 (5.91")	Aluminium - T7075, Self Colour	<b>SHT-0100-0250-0150-AL-T7</b>	
250.0 (9.84")	150.0 (5.91")	Aluminium	<b>SHM-1000-0250-0150-AL</b>	Single Sheet
250.0 (9.84")	150.0 (5.91")	Brass	<b>SHM-1000-0250-0150-BR</b>	Single Sheet
250.0 (9.84")	150.0 (5.91")	Copper	<b>SHM-1000-0250-0150-CP</b>	Single Sheet
250.0 (9.84")	150.0 (5.91")	Stainless Steel, 1.30	<b>SHM-1000-0250-0150-304</b> Gauge: 2.86 - 3.00, Grade: 304 Stainless, : 1, : 50.800	Single Sheet
250.0 (9.84")	150.0 (5.91")	Steel	<b>SHM-1000-0250-0150-CR</b>	Single Sheet Grade: Cold Rolled Steel
250.0 (9.84")	200.0 (7.87")	Aluminium	<b>SHM-1000-0250-0200-AL</b>	Single Sheet
250.0 (9.84")	200.0 (7.87")	Brass	<b>SHM-1000-0250-0200-BR</b>	Single Sheet
250.0 (9.84")	200.0 (7.87")	Copper	<b>SHM-1000-0250-0200-CP</b>	Single Sheet
250.0 (9.84")	200.0 (7.87")	Stainless Steel, 1.30	<b>SHM-1000-0250-0200-304</b> Gauge: 2.86 - 3.00, Grade: 304 Stainless, : 1, : 50.800	Single Sheet
250.0 (9.84")	200.0 (7.87")	Steel	<b>SHM-1000-0250-0200-CR</b>	Single Sheet Grade: Cold Rolled Steel
250.0 (9.84")	250.0 (9.84")	Aluminium	<b>SHM-1000-0250-0250-AL</b>	Single Sheet
250.0 (9.84")	250.0 (9.84")	Brass	<b>SHM-1000-0250-0250-BR</b>	Single Sheet
250.0 (9.84")	250.0 (9.84")	Copper	<b>SHM-1000-0250-0250-CP</b>	Single Sheet
250.0 (9.84")	250.0 (9.84")	Stainless Steel, 1.30	<b>SHM-1000-0250-0250-304</b> Gauge: 2.86 - 3.00, Grade: 304 Stainless, : 1, : 50.800	Single Sheet



Usually stocked or Short Delivery  
 \*\* Available while stocks last \*\*

Long Delivery or Large Minimum Quantities  
 Not in current production

# Shim Sheet



Width mm (in.)	Length mm (in.)	Material	Part Number	Pack Size
<b>Thickness mm (in.): 1.0 (0.0394")</b>				
250.0 (9.84")	250.0 (9.84")	Steel	<b>SHM-1000-0250-0250-CR</b>	Single Sheet Grade: Cold Rolled Steel
290 (11.42")	200 (7.87")	Aluminium - T1100, Self Colour	SHT-0100-0290-0200-AL	
290 (11.42")	200 (7.87")	Aluminium - T6061, Self Colour	SHT-0100-0290-0200-AL-T6	
290 (11.42")	200 (7.87")	Aluminium - T7075, Self Colour	SHT-0100-0290-0200-AL-T7	
300.0 (11.81")	50.0 (1.97")	Aluminium	<b>SHM-1000-0300-0050-AL</b>	Single Sheet
300.0 (11.81")	50.0 (1.97")	Brass	<b>SHM-1000-0300-0050-BR</b>	Single Sheet Hardness: C2801P / C2680P
300.0 (11.81")	50.0 (1.97")	Copper	<b>SHM-1000-0300-0050-CP</b>	Single Sheet
300.0 (11.81")	50.0 (1.97")	Stainless Steel, 1.30	<b>SHM-1000-0300-0050-304</b>	Single Sheet Gauge: 2.86 - 3.00, Grade: 304 Stainless, : 1, : 50.800
300.0 (11.81")	50.0 (1.97")	Steel	<b>SHM-1000-0300-0050-CR</b>	Single Sheet Grade: Cold Rolled Steel
300.0 (11.81")	50.0 (1.97")	Steel	<b>SHM-1000-0300-0050-CRH</b>	Single Sheet Grade: Hardened Steel HRC42~46
300 (11.81")	100 (3.94")	Carbon Fibre, Self Colour	SHT-0100-0300-0100-CF	
300.0 (11.81")	100.0 (3.94")	Aluminium	<b>SHM-1000-0300-0100-AL</b>	Single Sheet
300.0 (11.81")	100.0 (3.94")	Brass	<b>SHM-1000-0300-0100-BR</b>	Single Sheet Hardness: C2801P / C2680P
300.0 (11.81")	100.0 (3.94")	Copper	<b>SHM-1000-0300-0100-CP</b>	Single Sheet
300.0 (11.81")	100.0 (3.94")	Stainless Steel, 1.30	<b>SHM-1000-0300-0100-304</b>	Single Sheet Gauge: 2.86 - 3.00, Grade: 304 Stainless, : 1, : 50.800
300.0 (11.81")	100.0 (3.94")	Steel	<b>SHM-1000-0300-0100-CRH</b>	Single Sheet Grade: Hardened Steel HRC42~46
300.0 (11.81")	100.0 (3.94")	Steel	<b>SHM-1000-0300-0100-CR</b>	Single Sheet Grade: Cold Rolled Steel
300 (11.81")	150 (5.91")	Styrene, Black	SHT-0100-0300-0150-ABS-B	
300 (11.81")	150 (5.91")	Styrene, White	SHT-0100-0300-0150-ABS-W	
300.0 (11.81")	150.0 (5.91")	Aluminium	<b>SHM-1000-0300-0150-AL</b>	Single Sheet
300.0 (11.81")	150.0 (5.91")	Brass	<b>SHM-1000-0300-0150-BR</b>	Single Sheet
300.0 (11.81")	150.0 (5.91")	Copper	<b>SHM-1000-0300-0150-CP</b>	Single Sheet
300.0 (11.81")	150.0 (5.91")	Stainless Steel, 1.30	<b>SHM-1000-0300-0150-304</b>	Single Sheet Gauge: 2.86 - 3.00, Grade: 304 Stainless, : 1, : 50.800
300.0 (11.81")	150.0 (5.91")	Steel	<b>SHM-1000-0300-0150-CR</b>	Single Sheet Grade: Cold Rolled Steel
300.0 (11.81")	200.0 (7.87")	Aluminium	<b>SHM-1000-0300-0200-AL</b>	Single Sheet
300.0 (11.81")	200.0 (7.87")	Brass	<b>SHM-1000-0300-0200-BR</b>	Single Sheet
300.0 (11.81")	200.0 (7.87")	Copper	<b>SHM-1000-0300-0200-CP</b>	Single Sheet
300.0 (11.81")	200.0 (7.87")	Stainless Steel, 1.30	<b>SHM-1000-0300-0200-304</b>	Single Sheet Gauge: 2.86 - 3.00, Grade: 304 Stainless, : 1, : 50.800
300.0 (11.81")	200.0 (7.87")	Steel	<b>SHM-1000-0300-0200-CR</b>	Single Sheet Grade: Cold Rolled Steel
300.0 (11.81")	250.0 (9.84")	Aluminium	<b>SHM-1000-0300-0250-AL</b>	Single Sheet
300.0 (11.81")	250.0 (9.84")	Brass	<b>SHM-1000-0300-0250-BR</b>	Single Sheet
300.0 (11.81")	250.0 (9.84")	Copper	<b>SHM-1000-0300-0250-CP</b>	Single Sheet
300.0 (11.81")	250.0 (9.84")	Stainless Steel, 1.30	<b>SHM-1000-0300-0250-304</b>	Single Sheet Gauge: 2.86 - 3.00, Grade: 304 Stainless, : 1, : 50.800
300.0 (11.81")	250.0 (9.84")	Steel	<b>SHM-1000-0300-0250-CR</b>	Single Sheet Grade: Cold Rolled Steel
300.0 (11.81")	300.0 (11.81")	Aluminium	<b>SHM-1000-0300-0300-AL</b>	Single Sheet
300.0 (11.81")	300.0 (11.81")	Brass	<b>SHM-1000-0300-0300-BR</b>	Single Sheet
300.0 (11.81")	300.0 (11.81")	Copper	<b>SHM-1000-0300-0300-CP</b>	Single Sheet
300.0 (11.81")	300.0 (11.81")	Stainless Steel, 1.30	<b>SHM-1000-0300-0300-304</b>	Single Sheet Gauge: 2.86 - 3.00, Grade: 304 Stainless, : 1, : 50.800
300.0 (11.81")	300.0 (11.81")	Steel	<b>SHM-1000-0300-0300-CR</b>	Single Sheet Grade: Cold Rolled Steel
340 (13.39")	290 (11.42")	Aluminium - T1100, Self Colour	SHT-0100-0340-0290-AL	



 Usually stocked or Short Delivery  
 \*\* Available while stocks last \*\*

 Long Delivery or Large Minimum Quantities  
 Not in current production

# Shim Sheet



Width mm (in.)	Length mm (in.)	Material	Part Number	Pack Size
<b>Thickness mm (in.): 1.0 (0.0394")</b>				
340 (13.39")	290 (11.42")	Aluminium - T6061, Self Colour	SHT-0100-0340-0290-AL-T6	
340 (13.39")	290 (11.42")	Aluminium - T7075, Self Colour	SHT-0100-0340-0290-AL-T7	
350 (13.78")	280 (11.02")	Styrene, White	SHT-0100-0350-0280-ABS-W	
500 (19.69")	150 (5.91")	Stainless Steel - PTFE Lined - Thrust, Self Colour	SHT-0100-0500-0150-SS316	
500 (19.69")	150 (5.91")	Steel - PTFE Lined - Thrust, Self Colour	SHT-0100-0500-0150-DU	
500 (19.69")	150 (5.91")	Steel - PTFE Lined DP4 - Thrust, Self Colour	SHT-0100-0500-0150-DP	
500 (19.69")	200 (7.87")	Carbon Fibre, Self Colour	SHT-0100-0500-0200-CF	
500 (19.69")	400 (15.75")	Carbon Fibre, Self Colour	SHT-0100-0500-0400-CF	
600 (23.62")	300 (11.81")	Styrene, White	SHT-0100-0600-0300-ABS-W	
<b>Thickness mm (in.): 1.02 (0.0402")</b>				
127 (5.00")	508 (20.00")	Plastic, Clear	SHM-1020-0127-0508-P	Single Sheet
254 (10.00")	508 (20.00")	Plastic, Clear	SHM-1020-0254-0508-P	Single Sheet
304 (11.97")	609 (23.98")	Plastic, Clear	SHM-1020-0305-0610-P	Single Sheet
508 (20.00")	508 (20.00")	Plastic, Clear	SHM-1020-0508-0508-P	Single Sheet
508 (20.00")	1270 (50.00")	Plastic, Clear	SHM-1020-0508-1270-P	Single Sheet
<b>Thickness mm (in.): 1.2 (0.0472")</b>				
100 (3.94")	40 (1.57")	Styrene, White	SHT-0120-0100-0040-ABS-W	
120 (4.72")	60 (2.36")	Styrene, White	SHT-0120-0120-0060-ABS-W	
240 (9.45")	120 (4.72")	Styrene, White	SHT-0120-0240-0120-ABS-W	
240 (9.45")	240 (9.45")	Styrene, White	SHT-0120-0240-0240-ABS-W	
<b>Thickness mm (in.): 1.27 (0.0500")</b>				
127 (5.00")	508 (20.00")	Plastic, Clear	SHM-1270-0127-0508-P	Single Sheet
254 (10.00")	508 (20.00")	Plastic, Clear	SHM-1270-0254-0508-P	Single Sheet
304 (11.97")	609 (23.98")	Plastic, Clear	SHM-1270-0305-0610-P	Single Sheet
508 (20.00")	508 (20.00")	Plastic, Clear	SHM-1270-0508-0508-P	Single Sheet
508 (20.00")	1270 (50.00")	Plastic, Clear	SHM-1270-0508-1270-P	Single Sheet
<b>Thickness mm (in.): 1.5 (0.0591")</b>				
100 (3.94")	40 (1.57")	Styrene, White	SHT-0150-0100-0040-ABS-W	
100 (3.94")	100 (3.94")	Brass	** SHM-1500-0100-0100-BR	Single Sheet
Grade: Brass Alloy H62, Hardness: Economy Chinese - Measurements are approximate				
120 (4.72")	60 (2.36")	Styrene, White	SHT-0150-0120-0060-ABS-W	
150 (5.91")	100 (3.94")	Aluminium - T1100, Self Colour	SHT-0150-0150-0100-AL	
150 (5.91")	100 (3.94")	Aluminium - T6061, Self Colour	SHT-0150-0150-0100-AL-T6	
150 (5.91")	100 (3.94")	Aluminium - T7075, Self Colour	SHT-0150-0150-0100-AL-T7	
240 (9.45")	120 (4.72")	Styrene, White	SHT-0150-0240-0120-ABS-W	
240 (9.45")	240 (9.45")	Styrene, White	SHT-0150-0240-0240-ABS-W	
250 (9.84")	150 (5.91")	Aluminium - T1100, Self Colour	SHT-0150-0250-0150-AL	
250 (9.84")	150 (5.91")	Aluminium - T6061, Self Colour	SHT-0150-0250-0150-AL-T6	
250 (9.84")	150 (5.91")	Aluminium - T7075, Self Colour	SHT-0150-0250-0150-AL-T7	
290 (11.42")	200 (7.87")	Aluminium - T1100, Self Colour	SHT-0150-0290-0200-AL	
290 (11.42")	200 (7.87")	Aluminium - T6061, Self Colour	SHT-0150-0290-0200-AL-T6	
290 (11.42")	200 (7.87")	Aluminium - T7075, Self Colour	SHT-0150-0290-0200-AL-T7	
300 (11.81")	100 (3.94")	Carbon Fibre, Self Colour	SHT-0150-0300-0100-CF	
300 (11.81")	150 (5.91")	Styrene, Black	SHT-0150-0300-0150-ABS-B	
300 (11.81")	150 (5.91")	Styrene, White	SHT-0150-0300-0150-ABS-W	
340 (13.39")	290 (11.42")	Aluminium - T1100, Self Colour	SHT-0150-0340-0290-AL	
340 (13.39")	290 (11.42")	Aluminium - T6061, Self Colour	SHT-0150-0340-0290-AL-T6	
340 (13.39")	290 (11.42")	Aluminium - T7075, Self Colour	SHT-0150-0340-0290-AL-T7	
350 (13.78")	280 (11.02")	Styrene, White	SHT-0150-0350-0280-ABS-W	
500 (19.69")	150 (5.91")	Stainless Steel - PTFE Lined - Thrust, Self Colour	SHT-0150-0500-0150-SS316	
500 (19.69")	150 (5.91")	Steel - PTFE Lined - Thrust, Self Colour	SHT-0150-0500-0150-DU	
500 (19.69")	150 (5.91")	Steel - PTFE Lined DP4 - Thrust, Self Colour	SHT-0150-0500-0150-DP	
500 (19.69")	200 (7.87")	Carbon Fibre, Self Colour	SHT-0150-0500-0200-CF	



 Usually stocked or Short Delivery  
 \*\* Available while stocks last \*\*

 Long Delivery or Large Minimum Quantities  
 Not in current production

# Shim Sheet



Width mm (in.)	Length mm (in.)	Material	Part Number	Pack Size
<b>Thickness mm (in.): 1.5 (0.0591")</b>				
500 (19.69")	400 (15.75")	Carbon Fibre, Self Colour	SHT-0150-0500-0400-CF	
600 (23.62")	300 (11.81")	Styrene, White	SHT-0150-0600-0300-ABS-W	
700 (27.56")	500 (19.69")	Carbon Fibre, Self Colour	SHT-0200-0700-0500-CF	
700 (27.56")	500 (19.69")	Carbon Fibre, Self Colour	SHT-0150-0700-0500-CF	
<b>Thickness mm (in.): 1.52 (0.0598")</b>				
127 (5.00")	508 (20.00")	Plastic, Clear	SHM-1520-0127-0508-P	Pack of 3 Sheets
254 (10.00")	508 (20.00")	Plastic, Clear	SHM-1520-0254-0508-P	Single Sheet
304 (11.97")	609 (23.98")	Plastic, Clear	SHM-1520-0305-0610-P	Single Sheet
508 (20.00")	508 (20.00")	Plastic, Clear	SHM-1520-0508-0508-P	Single Sheet
508 (20.00")	1270 (50.00")	Plastic, Clear	SHM-1520-0508-1270-P	Single Sheet
<b>Thickness mm (in.): 1.626 (0.0640")</b>				
101.6 (4.00")	254 (10.00")	Aluminium, Self Colour	<b>SHM-1626-0102-0254-AL</b>	Single Sheet Grade: Commercial
152.4 (6.00")	304.8 (12.00")	Aluminium, Self Colour	<b>SHM-1626-0152-0305-AL</b>	Single Sheet Grade: 6061-T6
152.4 (6.00")	304.8 (12.00")	Brass	<b>SHM-1626-0152-0305-BR</b>	Single Sheet
<b>Thickness mm (in.): 1.0 (0.0787")</b>				
60.0 (0.04")	120.0 (4.72")	Acrylic, Glossy Black	SHT-0100-0060-0120-AC-BK	
120.0 (0.04")	240.0 (9.45")	Acrylic, Glossy Black	SHT-0100-0120-0240-AC-BK	
240.0 (0.04")	240.0 (9.45")	Acrylic, Glossy Black	SHT-0100-0240-0240-AC-BK	
60.0 (0.06")	120.0 (4.72")	Acrylic, Glossy Black	SHT-0150-0060-0120-AC-BK	
120.0 (0.06")	240.0 (9.45")	Acrylic, Glossy Black	SHT-0150-0120-0240-AC-BK	
240.0 (0.06")	240.0 (9.45")	Acrylic, Glossy Black	SHT-0150-0240-0240-AC-BK	
60.0 (0.08")	120.0 (4.72")	Acrylic, Glossy Black	SHT-0200-0060-0120-AC-BK	
120.0 (0.08")	240.0 (9.45")	Acrylic, Glossy Black	SHT-0200-0120-0240-AC-BK	
240.0 (0.08")	240.0 (9.45")	Acrylic, Glossy Black	SHT-0200-0240-0240-AC-BK	
100 (3.94")	40 (1.57")	Styrene, White	SHT-0200-0100-0040-ABS-W	
120 (4.72")	60 (2.36")	Styrene, White	SHT-0200-0120-0060-ABS-W	
240 (9.45")	120 (4.72")	Styrene, White	SHT-0200-0240-0120-ABS-W	
240 (9.45")	240 (9.45")	Styrene, White	SHT-0200-0240-0240-ABS-W	
300 (11.81")	100 (3.94")	Carbon Fibre, Self Colour	SHT-0200-0300-0100-CF	
300 (11.81")	150 (5.91")	Styrene, White	SHT-0200-0300-0150-ABS-W	
300 (11.81")	150 (5.91")	Styrene, Black	SHT-0200-0300-0150-ABS-B	
350 (13.78")	280 (11.02")	Styrene, White	SHT-0200-0350-0280-ABS-W	
500 (19.69")	150 (5.91")	Stainless Steel - PTFE Lined - Thrust, Self Colour	SHT-0200-0500-0150-SS316	
500 (19.69")	150 (5.91")	Steel - PTFE Lined - Thrust, Self Colour	SHT-0200-0500-0150-DU	
500 (19.69")	150 (5.91")	Steel - PTFE Lined DP4 - Thrust, Self Colour	SHT-0200-0500-0150-DP	
500 (19.69")	200 (7.87")	Carbon Fibre, Self Colour	SHT-0200-0500-0200-CF	
500 (19.69")	400 (15.75")	Carbon Fibre, Self Colour	SHT-0200-0500-0400-CF	
600 (23.62")	300 (11.81")	Styrene, White	SHT-0200-0600-0300-ABS-W	
<b>Thickness mm (in.): 2.286 (0.0900")</b>				
152.4 (6.00")	304.8 (12.00")	Aluminium, Self Colour	<b>SHM-2286-0152-0305-AL</b>	Single Sheet Grade: 6061-T6
<b>Thickness mm (in.): 2.5 (0.0984")</b>				
300 (11.81")	100 (3.94")	Carbon Fibre, Self Colour	SHT-0250-0300-0100-CF	
500 (19.69")	150 (5.91")	Stainless Steel - PTFE Lined - Thrust, Self Colour	SHT-0250-0500-0150-SS316	
500 (19.69")	150 (5.91")	Steel - PTFE Lined - Thrust, Self Colour	SHT-0250-0500-0150-DU	
500 (19.69")	150 (5.91")	Steel - PTFE Lined DP4 - Thrust, Self Colour	SHT-0250-0500-0150-DP	
500 (19.69")	200 (7.87")	Carbon Fibre, Self Colour	SHT-0250-0500-0200-CF	
500 (19.69")	400 (15.75")	Carbon Fibre, Self Colour	SHT-0250-0500-0400-CF	
600 (23.62")	300 (11.81")	Styrene, White	SHT-0250-0600-0300-ABS-W	
<b>Thickness mm (in.): 1.0 (0.1181")</b>				
60.0 (0.04")	120.0 (4.72")	Acrylic, Ivory White	SHT-0100-0060-0120-AC-W	
120.0 (0.04")	240.0 (9.45")	Acrylic, Ivory White	SHT-0100-0120-0240-AC-W	



 Usually stocked or Short Delivery  
 \*\* Available while stocks last \*\*

 Long Delivery or Large Minimum Quantities  
 Not in current production

# Shim Sheet



Width mm (in.)	Length mm (in.)	Material	Part Number	Pack Size
<b>Thickness mm (in.): 1.0 (0.1181")</b>				
240.0 (0.04")	240.0 (9.45")	Acrylic, Ivory White	SHT-0100-0240-0240-AC-W	
60.0 (0.06")	120.0 (4.72")	Acrylic, Ivory White	SHT-0150-0060-0120-AC-W	
120.0 (0.06")	240.0 (9.45")	Acrylic, Ivory White	SHT-0150-0120-0240-AC-W	
240.0 (0.06")	240.0 (9.45")	Acrylic, Ivory White	SHT-0150-0240-0240-AC-W	
60.0 (0.08")	120.0 (4.72")	Acrylic, Ivory White	SHT-0200-0060-0120-AC-W	
120.0 (0.08")	240.0 (9.45")	Acrylic, Ivory White	SHT-0200-0120-0240-AC-W	
240.0 (0.08")	240.0 (9.45")	Acrylic, Ivory White	SHT-0200-0240-0240-AC-W	
300 (11.81")	100 (3.94")	Carbon Fibre, Self Colour	SHT-0300-0300-0100-CF	
500 (19.69")	200 (7.87")	Carbon Fibre, Self Colour	SHT-0300-0500-0200-CF	
500 (19.69")	400 (15.75")	Carbon Fibre, Self Colour	SHT-0300-0500-0400-CF	
<b>Thickness mm (in.): 3.175 (0.1250")</b>				
152.4 (6.00")	304.8 (12.00")	Aluminium, Self Colour	<b>SHM-3175-0152-0305-AL</b>	Single Sheet Grade: 6061-T6
<b>Thickness mm (in.): 3.18 (0.1252")</b>				
25.4 (1.00")	108.0 (4.25")	Sintered Bronze, Self Colour	SHT-0318-0025-0108-SB	
127.00 (5.00")	152.40 (6.00")	Sintered Bronze, Self Colour	<b>SHT-0318-0127-0152-SB</b>	
152.40 (6.00")	304.80 (12.00")	Sintered Bronze, Self Colour	<b>SHT-0318-0152-0305-SB</b>	
<b>Thickness mm (in.): 3.2 (0.1260")</b>				
600 (23.62")	300 (11.81")	Styrene, White	SHT-0320-0600-0300-ABS-W	
<b>Thickness mm (in.): 1.0 (0.1575")</b>				
60.0 (0.04")	120.0 (4.72")	Acrylic, Translucent Blue	SHT-0100-0060-0120-AC-BL	
120.0 (0.04")	240.0 (9.45")	Acrylic, Translucent Blue	SHT-0100-0120-0240-AC-BL	
240.0 (0.04")	240.0 (9.45")	Acrylic, Translucent Blue	SHT-0100-0240-0240-AC-BL	
60.0 (0.06")	120.0 (4.72")	Acrylic, Translucent Blue	SHT-0150-0060-0120-AC-BL	
120.0 (0.06")	240.0 (9.45")	Acrylic, Translucent Blue	SHT-0150-0120-0240-AC-BL	
240.0 (0.06")	240.0 (9.45")	Acrylic, Translucent Blue	SHT-0150-0240-0240-AC-BL	
60.0 (0.08")	120.0 (4.72")	Acrylic, Translucent Blue	SHT-0200-0060-0120-AC-BL	
120.0 (0.08")	240.0 (9.45")	Acrylic, Translucent Blue	SHT-0200-0120-0240-AC-BL	
240.0 (0.08")	240.0 (9.45")	Acrylic, Translucent Blue	SHT-0200-0240-0240-AC-BL	
500 (19.69")	200 (7.87")	Carbon Fibre, Self Colour	SHT-0400-0500-0200-CF	
500 (19.69")	400 (15.75")	Carbon Fibre, Self Colour	SHT-0400-0500-0400-CF	
<b>Thickness mm (in.): 4.76 (0.1874")</b>				
152.40 (6.00")	304.80 (12.00")	Sintered Bronze, Self Colour	<b>SHT-0476-0152-0305-SB</b>	
<b>Thickness mm (in.): 1.0 (0.1969")</b>				
60.0 (0.04")	120.0 (4.72")	Acrylic, Translucent Green	SHT-0100-0060-0120-AC-G	
120.0 (0.04")	240.0 (9.45")	Acrylic, Translucent Green	SHT-0100-0120-0240-AC-G	
240.0 (0.04")	240.0 (9.45")	Acrylic, Translucent Green	SHT-0100-0240-0240-AC-G	
60.0 (0.06")	120.0 (4.72")	Acrylic, Translucent Green	SHT-0150-0060-0120-AC-G	
120.0 (0.06")	240.0 (9.45")	Acrylic, Translucent Green	SHT-0150-0120-0240-AC-G	
240.0 (0.06")	240.0 (9.45")	Acrylic, Translucent Green	SHT-0150-0240-0240-AC-G	
60.0 (0.08")	120.0 (4.72")	Acrylic, Translucent Green	SHT-0200-0060-0120-AC-G	
120.0 (0.08")	240.0 (9.45")	Acrylic, Translucent Green	SHT-0200-0120-0240-AC-G	
240.0 (0.08")	240.0 (9.45")	Acrylic, Translucent Green	SHT-0200-0240-0240-AC-G	
<b>Thickness mm (in.): 1.0 (0.2362")</b>				
60.0 (0.04")	120.0 (4.72")	Acrylic, Translucent Orange	SHT-0100-0060-0120-AC-O	
120.0 (0.04")	240.0 (9.45")	Acrylic, Translucent Orange	SHT-0100-0120-0240-AC-O	
240.0 (0.04")	240.0 (9.45")	Acrylic, Translucent Orange	SHT-0100-0240-0240-AC-O	
60.0 (0.06")	120.0 (4.72")	Acrylic, Translucent Orange	SHT-0150-0060-0120-AC-O	
120.0 (0.06")	240.0 (9.45")	Acrylic, Translucent Orange	SHT-0150-0120-0240-AC-O	
240.0 (0.06")	240.0 (9.45")	Acrylic, Translucent Orange	SHT-0150-0240-0240-AC-O	
60.0 (0.08")	120.0 (4.72")	Acrylic, Translucent Orange	SHT-0200-0060-0120-AC-O	
120.0 (0.08")	240.0 (9.45")	Acrylic, Translucent Orange	SHT-0200-0120-0240-AC-O	
240.0 (0.08")	240.0 (9.45")	Acrylic, Translucent Orange	SHT-0200-0240-0240-AC-O	
500 (19.69")	400 (15.75")	Carbon Fibre, Self Colour	SHT-0600-0500-0400-CF	



 Usually stocked or Short Delivery  
 \*\* Available while stocks last \*\*

 Long Delivery or Large Minimum Quantities  
 Not in current production

# Shim Sheet

Width mm (in.)	Length mm (in.)	Material	Part Number	Pack Size
<b>Thickness mm (in.): 6.35 (0.2500")</b>				
50.80 (2.00")	206.38 (8.13")	Sintered Bronze, Self Colour	<b>SHT-0635-0051-0206-SB</b>	
127.00 (5.00")	203.20 (8.00")	Sintered Bronze, Self Colour	<b>SHT-0635-0127-0203-SB</b>	
152.4 (6.00")	305.0 (12.01")	Sintered Bronze, Self Colour	<b>SHT-0635-0152-0305-SB</b>	
254.0 (10.00")	254.0 (10.00")	Sintered Bronze, Self Colour	SHT-0635-0254-0254-SB	
<b>Thickness mm (in.): 1.0 (0.2756")</b>				
60.0 (0.04")	120.0 (4.72")	Acrylic, Translucent Red	SHT-0100-0060-0120-AC-R	
120.0 (0.04")	240.0 (9.45")	Acrylic, Translucent Red	SHT-0100-0120-0240-AC-R	
240.0 (0.04")	240.0 (9.45")	Acrylic, Translucent Red	SHT-0100-0240-0240-AC-R	
60.0 (0.06")	120.0 (4.72")	Acrylic, Translucent Red	SHT-0150-0060-0120-AC-R	
120.0 (0.06")	240.0 (9.45")	Acrylic, Translucent Red	SHT-0150-0120-0240-AC-R	
240.0 (0.06")	240.0 (9.45")	Acrylic, Translucent Red	SHT-0150-0240-0240-AC-R	
60.0 (0.08")	120.0 (4.72")	Acrylic, Translucent Red	SHT-0200-0060-0120-AC-R	
120.0 (0.08")	240.0 (9.45")	Acrylic, Translucent Red	SHT-0200-0120-0240-AC-R	
240.0 (0.08")	240.0 (9.45")	Acrylic, Translucent Red	SHT-0200-0240-0240-AC-R	
<b>Thickness mm (in.): 12.0 (0.4724")</b>				
1000 (39.37")	610 (24.02")	Acetal, Natural	SHT-1200-1000-0610-CAN	
<b>Thickness mm (in.): 12.70 (0.5000")</b>				
50.80 (2.00")	206.38 (8.13")	Sintered Bronze, Self Colour	SHT-1270-0051-0206-SB	
<b>Thickness mm (in.): 14 Sheet Assortment Pack of 1 each from 0.013 - 0.762 mm</b>				
127 (5.00")	508 (20.00")	Plastic, All	SHM-100000-0127-0508-P	Pack of 14
254 (10.00")	508 (20.00")	Plastic, All	SHM-101000-0254-0508-P	Pack of 14
508 (20.00")	508 (20.00")	Plastic, All	SHM-102000-0508-0508-P	Pack of 14
<b>Thickness mm (in.): 19.05 (0.7500")</b>				
127.00 (5.00")	203.20 (8.00")	Sintered Bronze, Self Colour	<b>SHT-1905-0127-0203-SB</b>	
152.40 (6.00")	304.80 (12.00")	Sintered Bronze, Self Colour	<b>SHT-1905-0152-0305-SB</b>	
<b>Thickness mm (in.): 25.0 (0.9843")</b>				
850 (33.46")	200 (7.87")	Acetal, Black	SHT-2500-0850-0200-ACB	

 Usually stocked or Short Delivery  
 \*\* Available while stocks last \*\*

 Long Delivery or Large Minimum Quantities  
 Not in current production



## **NOTES**

Shim stock is of a very precise thickness and can be used to shim gaps with accuracy.

Sheet stock is not as precise, and whilst it can be used as shim, the accuracy of the thickness is not reliable for precision shimming applications.



## Distributed By

Miniature Bearings Australia  
<http://www.minibearings.com.au>  
[sales@minibearings.com.au](mailto:sales@minibearings.com.au)

Resellers: Please place your contact sticker over our details

## Avoid verbal communication

We sell an extensive range of products with varying amounts of technical data. Please assist us to provide you with accurate information by placing your orders and enquiries online or by e-mail.

Shim & Sheet Stock